

Missouri Boating Statistics & Drownings

Emergency Assistance:
1-800-525-5555 or Cellular *55

Road Conditions:
1-888-275-6636



Information provided by:
Patrol Records Division

Produced by:
Public Information and Education Division

Printed by:
Missouri State Highway Patrol
1510 East Elm Street
Jefferson City, Missouri 65101



An Internationally Accredited Agency

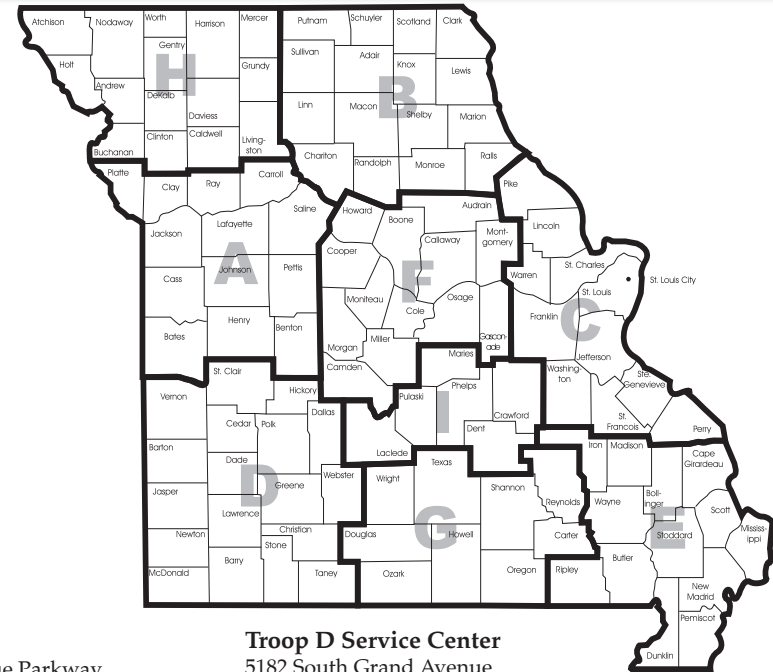
SHP-652 11/2019



**2019
Edition
2018
Statistics**

**Department of Public Safety
Missouri State Highway Patrol**

Highway Patrol Headquarters



Troop A
 504 S.E. Blue Parkway
 Lee's Summit, MO 64063-4351
 Phone: 816-622-0800
 Fax: 816-622-0715

Troop B
 308 Pine Crest Drive
 Macon, MO 63552-1030
 Phone: 660-385-2132
 Fax: 660-385-3920

Troop C
 891 Technology Drive
 Weldon Spring, MO 63304
 Phone: 636-300-2800
 Fax: 636-300-2741

Troop C Service Center
 P.O. Box 612
 5268 Flat River Road
 Park Hills, MO 63601-0612
 Phone: 573-431-0166
 Fax: 573-431-4429

Troop D
 3131 East Kearney
 Springfield, MO 65803-5044
 Phone: 417-895-6868
 Fax: 417-895-6877

Troop D Service Center
 5182 South Grand Avenue
 Carthage, MO 64836-9541
 Phone: 417-359-1500
 Fax: 417-359-1506

Troop E
 4947 Highway 67 North
 Poplar Bluff, MO 63901-8719
 Phone: 573-840-9500
 Fax: 573-840-9509

Troop E Service Center
 105 Keystone Drive
 Sikeston, MO 63801-5603
 Phone: 573-472-5200
 Fax: 573-472-5204

Troop F
 P.O. Box 568
 2920 N. Shamrock Road
 Jefferson City, MO 65102-0568
 Phone: 573-751-1000
 Fax: 573-751-6814







Troop G
 1226 West Business Highway 60/63
 Willow Springs, MO 65793
 Phone: 417-469-3121
 Fax: 417-469-3105

Troop H
 3525 North Belt Highway
 St. Joseph, MO 64506-1370
 Phone: 816-387-2345
 Fax: 816-387-2349

Troop I
 P.O. Box 128
 1301 Nagogami Road West
 Rolla, MO 65402-0128
 Phone: 573-368-2345
 Fax: 573-368-2352

General Headquarters
 P.O. Box 568
 1510 East Elm Street
 Jefferson City, MO 65102-0568
 Phone: 573-751-3313
 Fax: 573-751-9419

Holiday Crashes & Drownings

Holiday	Crashes					Drownings			Period
	Year	Fatal	Injury	Property Damage	State	Private	State	Private	
 Memorial Day	2017	0	5	10	5	0	0	0	From 6:00 p.m., Friday, May 26, to 11:59 p.m., Monday, May 29
	2018	1	7	6	0	0	0	0	From 6:00 p.m., Friday, May 25, to 11:59 p.m., Monday, May 28
 Independence Day	2017	1	3	4	0	1	0	1	From 6:00 p.m., Friday, June 30, to 11:59 p.m., Tuesday, July 4
	2018	0	2	2	3	0	0	0	From 6:00 p.m., Tuesday, July 3, to 11:59 p.m., Wednesday, July 4
 Labor Day	2017	1	3	3	0	0	0	0	From 6:00 p.m., Friday, September 1, to 11:59 p.m., Monday, September 4
	2018	0	3	4	0	0	0	0	From 6:00 p.m., Friday, August 31, to 11:59 p.m., Monday, September 3
 Thanksgiving	2017	0	1	0	0	0	0	0	From 6:00 p.m., Wednesday, November 22, to 11:59 p.m., Sunday, November 26
	2018	0	0	0	0	0	0	0	From 6:00 p.m., Wednesday, November 21, to 11:59 p.m., Sunday, November 25
 Christmas	2017	0	0	0	0	0	0	0	From 6:00 p.m., Friday, December 22, to 11:59 p.m., Monday, December 25
	2018	0	0	0	0	0	0	0	From 6:00 p.m., Friday, December 21, to 11:59 p.m., Tuesday, December 25
 New Year	2017	0	0	0	0	0	0	0	From 6:00 p.m., Friday, December 29, 2017, to 11:59 p.m., Monday, January 1, 2018
	2018	0	0	0	0	0	0	0	From 6:00 p.m., Friday, December 28, 2018, to 11:59 p.m., Tuesday, January 1, 2019

Introduction


This booklet is published by the Missouri State Highway Patrol as an aid to persons who are interested in recreational boating crashes and accidental drowning incidents occurring in the state. It contains information which provides a comprehensive look at statewide crashes and accidental drowning incidents as experienced in 2018.

The Missouri State Highway Patrol is the central recreational boating data collection agency for the State of Missouri. The Patrol investigates all recreational boating crashes occurring in the state and either investigates or gathers data on accidental drowning incidents occurring in state and private waters.

Interesting Statistics

Here at a glance are some interesting statistics found in this booklet:

- In 2018 there were 16 persons killed and 101 persons injured in recreational boating crashes in the state of Missouri. This was six more killed and ten more injured than in 2017. There was an increase of 2.4% in total crashes statewide (173) compared to 2017 (169).
- In 2018 there were 173 total crashes including 91 property damage only, 69 injury, and 13 fatal.
- "Water conditions (rough, chop, current, etc.)" was the leading contributing circumstance for all crashes followed by "other." "Impairment (alcohol/drugs)" was known to have been a contributing circumstance to 22 crashes statewide.
- "Falls overboard" crashes resulted in the deaths of four persons. This was 25% of the total persons killed in crashes.
- Of all crashes reported statewide, 78.6% (136) occurred during the months of May through August.
- Most crashes occurred on Saturday (55) and Sunday (47) and most (122) occurred between noon and 8:00 p.m.
- Of all crashes reported statewide, 74.6% (129) involved only one watercraft. All ten of the fatal crashes involved only one watercraft.
- Of the 188 boat operators involved in crashes, 106 had no prior boater education.
- In 2018, there were 28 persons killed in accidental drowning incidents occurring in state waters, eight fewer than in 2017. The Missouri State Highway Patrol also investigated six accidental drowning incidents that occurred on private property.
- Most drowning incidents occurred on Saturday (12), Wednesday (5), and Friday (5) and most occurred during the months of June (9), July (9), and August (4).



It is hoped that the information in this booklet will be of value to you. Certainly it is the most comprehensive look available at statewide crashes and accidental drowning incidents in Missouri.

Index

- Boating Crashes by Year.....3
- Boating Crashes by Month3
- Boating Crashes by Day and Hour.....4
- Water and Weather Conditions5
- Nationwide Information5
- Boating Crashes by Troop/County6
- Crash Type7
- Boating Crashes by Body of Water/County8
- Boating Crashes by Multi-County Body of Water.....9
- Probable Contributing Circumstances10
- Vessel Actions at Time of Crash11
- Alcohol Involvement11
- Number of Vessels Involved.....12
- Vessel Type Involved12
- Age of Killed/Injured & Operators.....13
- Buoy/Regatta/Dive Team/Boater Education Statistics.....14
- Drownings by Year15
- Drownings by Month15
- Drownings by Day & Hour16
- Drownings by Troop/County17
- Drownings by Body of Water18
- Age of Drowning Victim19
- Holiday Crashes & Drownings20
- Highway Patrol Headquarters.....21

Age of Drowning Victim

Age of Person	State Waters	Private	Flood/Other	Total	Percent
1 - 5	1	0	0	1	2.94
6 - 10	0	0	0	0	0.00
11 - 15	2	0	0	2	5.88
16 - 20	3	1	0	4	11.76
21 - 25	6	1	0	7	20.59
26 - 30	2	0	0	2	5.88
31 - 35	1	2	0	3	8.82
36 - 40	2	1	0	3	8.82
41 - 45	3	0	0	3	8.82
46 - 50	3	0	0	3	8.82
51 - 55	0	0	0	0	0.00
56 - 60	1	0	0	1	2.94
61 - 65	1	0	0	1	2.94
66 - 70	0	0	0	0	0.00
71 - 75	1	0	0	1	2.94
76+	1	1	0	2	5.88
Unknown	1	0	0	1	2.94
Total	28	6	0	34	



No accidental drowning victim was wearing a personal floatation device.

Drownings by Body of Water

Body of Water	State Waters	Private	Flood/Other	Total
Big River	1	0	0	1
Big Piney River	1	0	0	1
Black River	1	0	0	1
Blue River	1	0	0	1
Elephant Rock State Park Quarry	1	0	0	1
Jacks Fork River	1	0	0	1
Lake of the Ozarks	3	0	0	3
Mark Twain Lake	1	0	0	1
Meramec River	3	0	0	3
Mississippi River	4	0	0	4
Old Crooked River	1	0	0	1
Salt River	1	0	0	1
Shoal Creek	3	0	0	3
St. Francis River	1	0	0	1
Thompson River	1	0	0	1
Truman Lake	1	0	0	1
Turnback Creek	1	0	0	1
Wappapello Lake	1	0	0	1
Whitewater River	1	0	0	1
Private (Other)	0	5	0	5
Private Pond	0	1	0	1
Total	28	6	0	34

No accidental drowning victim was wearing a personal floatation device.

Boating Crashes by Year

Statewide Boating Crashes in Missouri

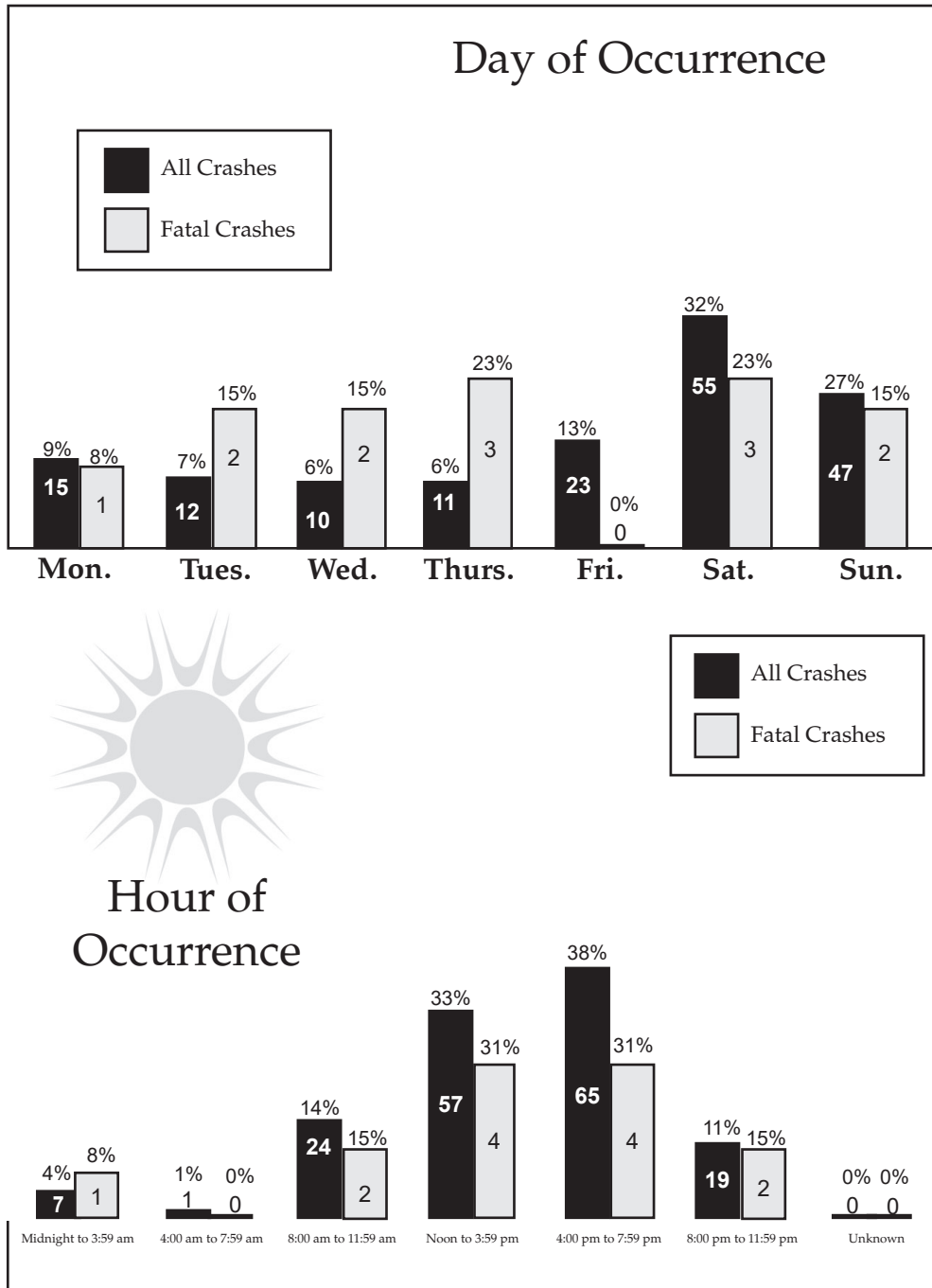
Year	Statewide Crashes				Persons Involved		
	Fatal	Injury	Property Damage	Total	Killed	Injury	Total
2013	17	61	62	140	17	88	105
2014	14	82	83	179	15	103	118
2015	17	52	83	152	17	70	87
2016	14	91	77	182	16	111	127
2017	10	68	91	169	10	91	101
2018	13	69	91	173	16	101	117

Boating Crashes by Month

Statewide Boating Crashes By Month

	Fatal	Injury	Property Damage	Total
January	0	1	0	1
February	0	0	1	1
March	2	1	1	4
April	1	2	4	7
May	6	12	17	35
June	1	18	17	36
July	1	18	17	36
August	1	7	13	21
September	1	7	13	21
October	1	0	2	3
November	0	0	0	0
December	0	0	0	0
Total	14	66	85	165

Crashes by Day and Hour



Statewide Drownings by Troop/County

Troop	County	State Water	Private	Flood/Other	Total
Troop A	Benton	1	0	0	1
	Jackson	1	0	0	1
	Ray	1	0	0	1
Troop B	Marion	1	0	0	1
	Monroe	1	0	0	1
	Ralls	1	0	0	1
Troop C	Jefferson	1	0	0	1
	Perry	1	0	0	1
	St. Louis	2	0	0	2
	St. Louis City	2	0	0	2
Troop D	Warren	0	1	0	1
	Dade	1	0	0	1
	Dallas	0	1	0	1
	Newton	3	0	0	3
Troop E	Taney	1	0	0	1
	Butler	1	0	0	1
	Cape Girardeau	0	1	0	1
	Iron	1	0	0	1
	Madison	0	2	0	2
Troop F	Scott	0	1	0	1
	Wayne	2	0	0	2
Troop G	Camden	2	0	0	2
	Morgan	1	0	0	1
Troop H	Shannon	1	0	0	1
Troop I	Livingston	1	0	0	1
	Crawford	1	0	0	1
TOTAL	Phelps	1	0	0	1
		28	6	0	34

No accidental drowning victim was wearing a personal flotation device.

Drownings by Day and Hour

Drowning Incidents by Day of Week

Day of Week	State Waters	Private	Flood/Other	Total	Percent
Sunday	1	1	0	2	5.88
Monday	3	0	0	3	8.82
Tuesday	3	1	0	4	11.76
Wednesday	4	1	0	5	14.71
Thursday	2	1	0	3	8.82
Friday	3	2	0	5	14.71
Saturday	12	0	0	12	35.29
Total	28	6	0	34	

Drowning Incidents by Time of Day

Time of Day	State Waters	Private	Flood/Other	Total	Percent
Midnight to 3:59 a.m.	0	0	0	0	0.00
4:00 a.m. to 7:59 a.m.	1	0	0	1	2.94
8:00 a.m. to 11:59 a.m.	5	0	0	5	14.71
Noon to 3:59 p.m.	8	3	0	11	32.35
4:00 p.m. to 7:59 p.m.	9	2	0	11	32.35
8:00 p.m. to 11:59 p.m.	5	1	0	6	17.65
Unknown	0	0	0	0	0.00
Total	28	6	0	34	

No accidental drowning victim was wearing a personal floatation device.

Water & Weather Conditions

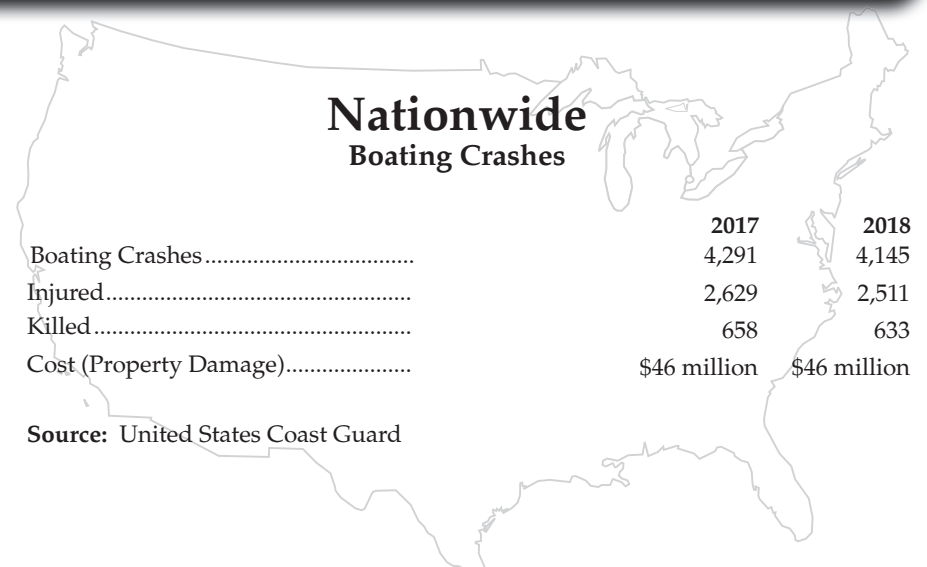


Water Conditions	Fatal Crashes	Percent	All Crashes	Percent
Calm (waves less than 6")	7	53.85	90	52.02
Choppy (waves 6" to 2')	1	7.69	52	30.06
Rough (waves 2' to 6')	1	7.69	17	9.83
Very Rough (waves more than 6')	0	0	0	0
Strong/Swift Current	3	23.08	10	5.78
Unknown	1	7.69	4	2.31
Total	13		173	

Weather Conditions	Fatal Crashes	Percent	All Crashes	Percent
Clear	9	69.23	141	81.5
Cloudy	3	23.08	23	13.29
Fog	0	0	1	0.58
Rain	0	0	4	2.31
Snow	1	7.69	2	1.16
Hazy	0	0	0	0
Unknown	0	0	2	1.16
Total	13		173	

*More than one condition can exist for a single crash

Nationwide Information



Boating Crashes by Troop/County

Troop	County	Fatal	Injury	Property Damage	Total	Percent
Troop A	Benton	2	2	3	16	9.25%
	Clay	1	0	4		
	Henry	0	1	1		
	Jackson	0	0	1		
	Saline	1	0	0		
Troop B	Marion	0	0	1	8	4.62%
	Monroe	0	1	0		
	Putnam	0	2	0		
	Ralls	0	1	3		
Troop C	Pike	1	0	0	7	4.05%
	St. Charles	0	1	4		
	St. Louis	0	0	1		
Troop D	Barry	0	3	0	40	23.12%
	Cedar	0	3	0		
	Dade	0	0	1		
	Hickory	0	2	2		
	McDonald	1	0	0		
	Polk	0	0	1		
	Stone	0	11	9		
	Taney	0	2	5		
Troop E	Butler	1	0	1	9	5.20%
	Mississippi	1	0	0		
	Ripley	0	0	3		
	Wayne	0	0	3		
Troop F	Callaway	0	0	1	88	50.87%
	Camden	3	29	38		
	Cole	0	1	1		
	Miller	1	0	2		
	Morgan	0	8	4		
Troop G	Oregon	0	0	1	1	0.58%
Troop I	Crawford	1	0	0	4	2.31%
	Maries	0	2	0		
	Pulaski	0	0	1		

Drownings by Year

Statewide Drowning Incidents in Missouri

Year	State Waters	Private	Flood/Other	Total
2013	35	3	0	38
2014	21	8	0	29
2015	31	14	23	68
2016	31	4	3	38
2017	36	15	8	59
2018	28	6	0	34

Drownings by Month

Statewide Drowning Incidents By Month

Month	State Waters	Private	Flood/Other	Total
January	0	0	0	0
February	0	0	0	0
March	1	0	0	1
April	2	0	0	2
May	3	0	0	3
June	7	2	0	9
July	6	3	0	9
August	4	0	0	4
September	2	1	0	3
October	2	0	0	2
November	1	0	0	1
December	0	0	0	0
Total	28	6	0	34

No accidental drowning victim was wearing a personal flotation device.

Buoy/Regatta/Dive Team/ Boater Education Statistics

Buoy/Regatta/Dive Team/Boater Education Statistics				
	2015	2016	2017	2018
Buoy Permitting				
Permits	5,422	5,555	5,622	5,750
Approved Applications.....	74	62	58	78
Denied Applications.....	45	37	36	63
Revoked Permits	180	170	236	304
Updated Permits	9	17	20	25
Other Modifications/Reinstate.....	10	11	20	16
Regatta Permitting				
Total Permitted Events	1,904	1,898	1,878	1,904
Dive Team Missions				
Total Dives.....	37	43	35	33
Boater Education				
Students Taught by Troopers.....	2,940	2,962	3,186	4,130
Internet Courses Taught.....	10,598	11,975	12,132	13,813
Total Education Cards Issued.....	11,831	14,631	15,114	16,961

Boater Education of Operator				
Boater Education Received	Fatal	Injury	Property Damage	Total
American Red Cross	0	1	0	1
State	1	22	18	41
U.S. Power Squadron.....	0	0	0	0
USCG Auxillary.....	0	1	2	3
Other	0	1	8	9
None.....	4	45	57	106
Unknown.....	9	8	11	28
Total.....	14	78	96	188

Crash Type

Type of Crash	Crashes				Persons				
	Fatal	Injury	Property Damage	Total	%	Killed	Injury	Total	%
Capsizing.....	3	1	4	8	4.62	4	3	7	5.98
Collision with Fixed Object	2	4	16	22	12.72	4	10	14	11.97
Collision with Floating Object.....	0	0	6	6	3.47	0	0	0	0
Collision with Vessel.....	2	11	28	41	23.70	2	29	31	26.5
Fall within Vessel.....	0	8	0	8	4.62	0	8	8	6.84
Fall on a Vessel.....	0	4	0	4	2.31	0	4	4	3.42
Fall Overboard.....	4	4	0	8	4.62	4	5	9	7.69
Fire/Explosion (Fuel)	0	3	0	3	1.73	0	3	3	2.56
Fire/Explosion (Other).....	0	2	7	9	5.20	0	3	3	2.56
Flooding/Swamping	0	2	25	27	15.61	0	2	2	1.71
Grounding.....	1	2	4	7	4.05	1	6	7	5.98
Person Impacts Watercraft	0	1	0	1	0.58	0	1	1	0.85
Person Ejected from a Vessel.....	0	6	0	6	3.47	0	6	6	5.13
Person Left Vessel.....	1	0	1	2	1.16	1	0	1	0.85
Skier Mishap	0	18	0	18	10.40	0	18	18	15.38
Struck by Prop or Propulsion Unit	0	2	0	2	1.16	0	2	2	1.71
Struck Submerged Object.....	0	1	0	1	0.58	0	1	1	0.85
Total.....	13	69	91	173		16	101	117	
Percentage	7.82	45.81	46.37			12.71	87.29		

Crashes by Body of Water/County

Body of Water	County	Crashes				Persons		
		Fatal	Injury	Property Damage	Total	Killed	Injured	Total
Big Piney River	Pulaski	0	0	1	1	0	0	0
Black River	Butler	1	0	0	1	1	5	6
Bull Shoals Lake	Taney	0	0	1	1	0	0	0
Current River	Ripley	0	0	3	3	0	0	0
Eleven Point River	Oregon	0	0	1	1	0	0	0
Elk River	McDonald	1	0	0	1	1	0	1
Gasconade River	Maries	0	2	0	2	0	2	2
Lake of the Ozarks	Benton	1	1	0	2	1	1	2
Lake of the Ozarks	Camden	3	29	38	70	5	49	54
Lake of the Ozarks	Miller	1	0	2	3	1	3	4
Lake of the Ozarks	Morgan	0	8	4	12	0	11	11
Lake Taneycomo	Taney	0	0	1	1	0	0	0
Longview Lake	Jackson	0	0	1	1	0	0	0
Mark Twain Lake	Monroe	0	1	0	1	0	1	1
Mark Twain Lake	Ralls	0	1	3	4	0	1	1
Meramec River	Crawford	1	0	0	1	1	0	1
Mississippi River	Marion	0	0	1	1	0	0	0
Mississippi River	Pike	1	0	0	1	2	0	2
Mississippi River	St. Charles	0	1	3	4	0	1	1
Missouri River	St. Charles	0	0	1	1	0	0	0
Missouri River	St. Louis	0	0	1	1	0	0	0
Osage River	Cole	0	0	1	1	0	0	0
Other Impoundment	Callaway	0	0	1	1	0	0	0
Other Impoundment	Cole	0	1	0	1	0	1	1
Other Impoundment	Henry	0	0	1	1	0	0	0
Other Impoundment	Mississippi	1	0	0	1	1	0	1
Other Impoundment	Putnam	0	2	0	2	0	2	2
Other Impoundment	Saline	1	0	0	1	1	0	1
Other Impoundment	Taney	0	1	2	3	0	1	1
Pomme de Terre Lake	Hickory	0	2	2	4	0	2	2
Pomme de Terre Lake	Polk	0	0	1	1	0	0	0
Smithville Lake	Clay	1	0	4	5	1	0	1
Stockton Lake	Cedar	0	3	0	3	0	3	3
Stockton Lake	Dade	0	0	1	1	0	0	0
Table Rock Lake	Barry	0	3	0	3	0	3	3
Table Rock Lake	Stone	0	11	9	20	0	12	12
Table Rock Lake	Taney	0	1	1	2	0	1	1

Age of Killed/Injured and Operators

Killed/Injured By Age Group

Age of Person	Killed	Percent	Injured	Percent
5 and Under	0	0.00	2	1.98
6 - 10	0	0.00	0	0.00
11 - 15	0	0.00	7	6.93
16 - 20	2	12.50	14	13.86
21 - 25	4	25.00	16	15.84
26 - 30	0	0.00	5	4.95
31 - 35	1	6.25	10	9.90
36 - 40	1	6.25	8	7.92
41 - 45	1	6.25	5	4.95
46 - 50	1	6.25	9	8.91
51 - 55	4	25.00	5	4.95
56 - 60	0	0.00	8	7.92
61 - 65	0	0.00	7	6.93
66 - 70	1	6.25	2	1.98
71 - 75	0	0.00	1	0.99
76 and Over	1	6.25	2	1.98
Not Stated	0	0.00	0	0.00
Total	16		101	

Age of Operators of Vessels Involved in Crashes

Age of Operator	Number Involved	Fatal	Injury	Property Damage
15 and Under	0	0	0	0
16	1	0	0	1
17	1	0	1	0
18	1	0	0	1
19	2	0	0	2
20	7	0	5	2
21 - 25	14	1	11	2
26 - 30	19	2	5	12
31 - 35	11	2	5	4
36 - 40	10	1	3	6
41 - 45	24	2	9	13
46 - 50	25	1	7	17
51 - 55	15	2	8	5
56 - 60	13	0	6	7
61 - 65	20	0	11	9
66 - 70	9	1	3	5
71 - 75	5	0	1	4
76 and Over	2	1	0	1
Not Stated	9	1	3	5
Total Drivers	188	14	78	96

Number of Vessels Involved

Statewide Crashes by Number of Vessels Involved							
Number of Vessels	Crashes				Persons		
	Fatal	Injury	Prop. Damage	Total	Fatal	Injury	Total
1	11	57	61	129	14	69	83
2	2	12	30	44	2	32	34
Total	13	69	91	173	16	101	117

Vessel Type Involved

Vessel Type	Fatal	Injury	Property Damage	Total
Cabin Motorboat	0	6	12	18
Canoe	1	0	0	1
Houseboat	0	0	2	2
Inflatable Boat.....	1	0	0	1
Jon Boat.....	0	0	1	1
Open Motorboat	12	54	85	151
Personal Watercraft	1	16	13	30
Pontoon.....	0	4	8	12
Sail Only	0	1	0	1
Unknown.....	0	0	2	2
Total.....	15	81	123	219

*More than one condition can exist for a single crash

Crashes by Body of Water/County

Body of Water	County	Crashes				Persons		
		Fatal	Injury	Property Damage	Total	Killed	Injured	Total
Truman Lake	Benton	1	1	3	5	1	1	2
Truman Lake	Henry	0	1	0	1	0	1	1
Wappapello Lake	Butler	0	0	1	1	0	0	0
Wappapello Lake	Wayne	0	0	3	3	0	0	0
TOTAL		13	69	91	173	16	101	117

Crashes by Multi-County Body of Water

Body of Water	Crashes				Persons		
	Fatal	Injury	Property Damage	Total	Killed	Injured	Total
Big Piney River	0	0	1	1	0	0	0
Black River	1	0	0	1	1	0	1
Bull Shoals Lake	0	0	1	1	0	0	0
Current River	0	0	3	3	0	0	0
Eleven Point River.....	0	0	1	1	0	0	0
Gasconade River.....	0	2	0	2	0	2	2
Lake of the Ozarks	5	38	44	87	7	64	71
Mark Twain Lake	0	2	3	5	0	2	2
Meramec River	1	0	0	1	1	0	1
Mississippi River.....	1	1	4	6	2	1	3
Missouri River	0	0	2	2	0	0	0
Osage River	0	0	1	1	0	0	0
Pomme de Terre Lake.....	0	2	3	5	0	2	2
Smithville Lake.....	1	0	4	5	1	0	1
Stockton Lake.....	0	3	1	4	0	3	3
Table Rock Lake.....	0	15	10	25	0	16	16
Truman Lake.....	1	2	3	6	1	2	3
Wappapello Lake.....	0	0	4	4	0	0	0
Total	8	61	72	141	13	92	99

Probable Contributing Circumstances

Probable Contributing Circumstance	Crashes				Persons		
	Fatal	Injury	Property Damage	Total	Killed	Injured	Total
Careless/Reckless Operation.....	0	1	0	1	1	0	1
Equipment Failure (PFD, Bilge Pump, etc.).....	1	1	13	15	1	1	2
Excessive Speed.....	0	6	7	13	0	11	11
Exhaustion.....	0	1	0	1	0	1	1
Failed to Keep Proper Lookout.....	5	12	17	34	5	21	26
Failed to Take Evasive Action.....	1	6	7	14	1	8	9
Failure to Vent.....	0	0	1	1	0	0	0
Fall from Vessel.....	2	0	0	2	2	0	2
Hazard in Water.....	2	2	10	14	2	2	4
Health/Medical Problem.....	2	1	1	4	2	1	3
Hull Failure.....	0	0	7	7	0	0	0
Impairment (Alcohol/Drugs).....	3	11	8	22	3	25	28
Improperly Loaded Vessel.....	0	0	4	4	0	0	0
Inattention.....	1	7	9	17	1	12	1
Inexperience of Operator.....	2	5	22	29	2	6	2
Mechanical Failure (Electric/Fuel, etc.).....	1	5	16	22	2	6	2
Navigation Rules Violation.....	0	1	0	1	0	1	0
Off Throttle Steering.....	0	2	0	2	0	2	0
Obstructing Visibility in Vessel.....	0	1	1	2	0	1	1
Operated Too Close to Another Vessel....	0	4	15	19	0	7	7
Operated Too Close to Dock or Other Object....	2	1	7	10	4	5	9
Operated Too Close to Shoreline.....	0	2	2	4	0	6	6
Other.....	0	6	29	35	0	18	18
Overloaded.....	0	0	2	2	0	0	0
Passenger/Skier Behavior.....	0	17	0	17	0	17	17
Restricted Visibility (Fog, Rain, etc.).....	0	0	1	1	0	0	0
Sharp Turn.....	0	1	0	1	0	1	1
Swimming Ability (Weak/None).....	6	0	0	6	6	0	6
Type of Vessel.....	0	1	3	4	0	1	0
Wake.....	0	5	1	6	0	5	5
Water Conditions (Rough, Chop, Current, etc.)..	2	19	16	37	4	21	25
Weather Conditions.....	1	0	5	6	1	0	1
Unknown.....	0	0	0	0	0	0	0

Vessel Actions at Time of Crash

Vessel Action	Fatal	Injury	Property Damage	Total	%
Docked.....	0	1	22	23	10.50
Docking Maneuver.....	0	1	20	21	9.59
Drifting.....	0	0	1	1	0.46
Fishing.....	3	1	3	7	3.20
Making Repairs.....	0	1	1	2	0.91
Moored.....	0	0	2	2	0.91
Recreational (Pleasure) Boating.....	12	55	66	133	60.73
Starting Engine.....	0	3	3	6	2.74
Tubing.....	0	3	0	3	1.37
Water Skiing.....	0	15	1	16	7.31
Unknown.....	0	1	4	5	2.28
Total.....	15	81	123	219	

Alcohol Involvement

Drinking and Crashes - Whether or not a person has been drinking cannot always be determined at the scene of a crash. Because of the time lapse from the moment of occurrence until an officer arrives at the scene to make the investigation, a person's condition concerning drinking can change a great deal. In cases where the individual may have been removed to a hospital, doctor's office or funeral home, his/her condition may never be determined.

Alcohol Involved

Fatal Boating Crashes:

Alcohol Involved.....	4
No Alcohol Involved.....	8
Information Not Known.....	1

All Boating Crashes:

Alcohol Involved.....	38
No Alcohol Involved.....	133
Information Not Known.....	2

	Fatal	Injury	Property Damage	Total
Yes	4	17	17	38
No	8	52	73	133
Unknown	1	0	1	2
Total	13	69	91	173

(Includes crashes where an operator was drinking or using drugs regardless of the alcohol/drugs contributing to the crash.)

Alcohol/Drugs Probable Contributing Circumstance

Persons Killed.....	3
Persons Injured.....	25

(Includes crashes where alcohol or drug use contributed to the cause of the crash.)