

**State of Missouri
Department of Public Safety
Office of the Director
Criminal Justice/Law Enforcement Unit**



**Edward Byrne Memorial Justice
Assistance Grant (JAG)
Program**

FY14 State Annual Report

FOREWORD

On behalf of the State of Missouri and the Department of Public Safety, Office of the Director, it is my pleasure to present the FY14 Edward Byrne Memorial Justice Assistance Grant (JAG) Annual Report. Since 1987, the Byrne/JAG Program has been an essential resource in our continuing effort to meet the public safety needs of our state criminal justice community. The Missouri Department of Public Safety remains committed to assisting criminal justice agencies in making Missouri a safer place. The JAG Program makes it possible for Missouri to aggressively address the many public safety issues associated with illicit drugs and violent crime.

The FY14 JAG Program Annual Report is a comprehensive evaluation of state- and local-level projects that have received financial assistance through the JAG Program. During this reporting period of July 1, 2013 through June 30, 2014, the Missouri Department of Public Safety - Criminal Justice/Law Enforcement Program provided grant awards to 31 projects under the 2013 JAG Solicitation and 114 projects under the 2014 LLEBG Solicitation.

Financial assistance was provided to projects supporting Law Enforcement, Prosecution and Court, Prevention and Education, Drug Treatment, and Planning, Evaluation, and Technology Improvement. By supporting the award of the JAG Program money for projects within these purpose areas, we best serve the citizens of Missouri.

The Missouri Department of Public Safety remains committed to our vision, “By embracing the challenges of the future, the Department of Public Safety and the law enforcement community working together will provide the protection and service to create a quality of life in which all people feel safe and secure.” The JAG Programs helps us realize this vision.

Daniel Isom, Director
Missouri Department of Public Safety

Missouri Department of Public Safety

Criminal Justice/Law Enforcement Program

FY14 State Annual Report July 1, 2013 – June 30, 2014

Foreword	2
Acknowledgements	4
Executive Summary	5
Section I – Introduction	
Program Overview	6
FY14 Summary.....	6
FY14 Coordinating Program Summary	10
FY15 Summary.....	14
Section II - FY14 Summary of Programs, Evaluation Methods, and Evaluation Results	
Purpose Area: Law Enforcement	17
Purpose Area: Prosecution and Court	20
Purpose Area: Prevention and Education.....	22
Purpose Area: Drug Treatment	24
Purpose Area: Planning, Evaluation, and Technology Improvement	26
Section III - Supplemental Information and Documentation	
Attachment A: Multi-Jurisdictional Drug Task Forces FY14 Summary Report.....	29
Attachment B: Crime Laboratories State-Funded MCLUP Projects FY14 Summary Report	119
Attachment C: Multi-Jurisdictional Cyber Crime Task Forces FY14 Summary Report	129

Acknowledgements

Governor Jeremiah W. (Jay) Nixon

Director Daniel Isom

Missouri Department of Public Safety, Office of the Director

Deputy Director Andrea Spillars

Missouri Department of Public Safety, Office of the Director

Heather Haslag, Program Manager

Missouri Department of Public Safety, Office of the Director, Criminal Justice/Law Enforcement

Criminal Justice/Law Enforcement Program Staff:

Troy Thurman, Program Specialist

Nancy Capps, Program Representative

Ashley Virgin, Program Representative

Michelle Branson, Program Representative

Joan Dudenhoeffer, Part-Time Clerical Support

Lisa Geiser, Program Specialist - DoD

Jason Miller, Part-Time Laborer - DoD

Julie Bleich, Part-Time Laborer - DoD

Debbie Sparks, Part-Time Clerk – DoD

Missouri State Highway Patrol, Statistical Analysis Center Staff

Mark Ritchey

Missouri State Highway Patrol, Operational Systems Development

Chelse Dowell

The Missouri Department of Public Safety wishes to extend its appreciation to the Criminal Justice Agencies that provided the information included in this report.

Grant #2012-DJ-BX-0305 awarded by the Bureau of Justice Assistance, Office of Justice Programs, United States Department of Justice provided funding for this report.

Researched and prepared by:

The Criminal Justice/Law Enforcement Program staff and members of the
Statistical Analysis Center - Missouri State Highway Patrol

January 2015

Executive Summary

In 1987, the Missouri Department of Public Safety initiated an administrative section within the Office of the Director, whose primary responsibility was to oversee and coordinate the dissemination of federal funding awards made to Missouri. This administrative section was implemented and titled as the Narcotics Assistance Control Program (NCAP) in response to the establishment of the federal Edward Byrne Memorial Formula Grant (Byrne) and Local Law Enforcement Assistance Grant (LLEBG) Programs authorized by Title I of the Omnibus Crime Control and Safe Streets Act of 1968, 42 U.S.C. 3711 et seq. Additionally, the furtherance of the overall mission of the Missouri Department of Public Safety, as defined in Chapter 650 of the Missouri Revised Statutes, became and continues to be the directive for the Criminal Justice/Law Enforcement Program. That mission is to provide a safe and secure environment for all individuals, through efficient and effective law enforcement.

Since the initial implementation, the NCAP has been renamed the Criminal Justice/Law Enforcement (CJ/LE) Program and the Byrne and LLEBG Programs have been consolidated into one program titled the Edward Byrne Memorial Justice Assistance Grant (JAG) Program.

Throughout the years, the Missouri Department of Public Safety (DPS), through the CJ/LE Program, has been involved in an on-going effort to identify the criminal justice needs of state and local units of government. As a result of this process, the CJ/LE Program has provided the financial and technical assistance required to initiate state and local level responses to crime and drug related issues. This response, which parallels the established objectives of the JAG Program as outlined by the U.S. Department of Justice, Office of Justice Programs, Bureau of Justice Assistance, is the foundation for project initiatives within Missouri. It remains the priority of the CJ/LE Program to identify state and local initiatives which assist the state of Missouri in the enforcement of drug control or controlled substance laws, initiatives which emphasize the prevention and control of violent crime and serious offenders, and initiatives which improve the effectiveness of the state and local criminal justice system.

In compliance with section 522(a) of the Omnibus Crime Control and Safe Streets Act, the FY14 State Annual Report (SAR), will outline the impact of JAG Program funding on the criminal justice system within the jurisdictions of state and local government. During the reporting period covered in this annual report, July 1, 2013 through June 30, 2014, the Criminal Justice/Law Enforcement Program provided funding assistance in five (5) authorized purpose areas. The total monetary award for this reporting period was \$4,468,620.21 for which the CJ/LE Program was able to provide financial assistance to 147 state and local level projects.

For FY15, which covers July 1, 2014 through June 30, 2015, the level of JAG (and LLEBG) funding awarded, as of the date of this report, by the CJ/LE Program is providing financial assistance in the amount of \$4,227,259.93 to 139 state and local level projects.

The DPS - CJ/LE Program continues to be an essential component of the statewide effort to address violent crime and drugs. Through the JAG Program, Missouri has the financial capability to maintain essential projects that provide needed services for the criminal justice community. In addition to the initiatives previously described, the CJ/LE Program places an equally high priority on the development and continuation of projects and partnerships that enhance a state or local unit of government's ability to implement aggressive responses to the public safety needs of their respective service areas. The CJ/LE Program strives to implement progressive demand reduction, community, multi-jurisdictional, judicial, correctional, analytical and informational-based response strategies to the public safety threats of crime and drugs.

I. INTRODUCTION

PROGRAM OVERVIEW

The Missouri Department of Public Safety, Office of the Director, Criminal Justice/Law Enforcement Program manages the distribution of federal funds provided to the State by the U.S. Department of Justice (DOJ), Office of Justice Programs (OJP), Bureau of Justice Assistance (BJA), Edward Byrne Memorial Justice Assistance Grant (JAG) Program. The unit responsible for the management of these funds is the Criminal Justice/Law Enforcement (CJ/LE) Program. Since 1987, the JAG Program (formerly known as the Edward Byrne Memorial Formula Grant and Local Law Enforcement Block Grant Programs) provided criminal justice agencies with financial resources to confront drugs and violence. The Missouri Department of Public Safety, Office of the Director is committed to assisting state and local efforts to make Missouri a safer place. Dealing with illicit drugs and violent crime head-on is critical to this effort and Federal grant monies make this possible.

The Missouri Department of Public Safety has undertaken a comprehensive approach to utilizing the JAG dollars. Enforcement/interdiction, prevention/education, treatment, improving criminal history records, and improving statewide illicit drug and violent crime data are the focus areas for the FY14 funding year. By addressing these issues, we believe we can receive the most benefit for the citizens of Missouri.

Since the beginning of Byrne/JAG funding in 1987, the Missouri Department of Public Safety (DPS), CJ/LE Program, has developed a comprehensive strategic approach to the drug and violent crime problems facing Missouri. The current strategy has been designed as a strategic “road map” for the years of 2013 through 2014. The strategy developed by the DPS – CJ/LE Program, in conjunction with the Statistical Analysis Center (SAC) of the Missouri State Highway Patrol, will provide the State of Missouri with a directional foundation for the next century.

The State of Missouri has, and will continue to build on past years’ successes by supporting effective projects, which are committed to the overall objective of a safer Missouri. DPS will continue to evaluate the effectiveness of each state and local project receiving federal money, to ensure that the goals and objectives of each project are addressing the needs of Missouri citizens.

FY14 SUMMARY

Implementation of the 2013 JAG funding year began with the review of project applications on May 9, 2013 by a grant review committee consisting of the DPS - CJ/LE Program staff and individuals from the criminal justice and private sector. Forty-nine (49) requests for funding were reviewed within the approved project categories as described below. The grant evaluation process was competitive in nature, and only those grant applications determined to coordinate with the goals and objectives of the statewide strategy were considered for funding. Thirty-one (31) grant awards were made to state and local recipients in the amount of \$3,702,561.09 for the 12-month contract period of July 1, 2013 to June 30, 2014.

In addition, one hundred ninety-five (195) requests for funding were received through the 2014 LLEBG Program. These project applications were reviewed on October 29-30, 2013 by a grant review committee consisting of the DPS – CJ/LE Program staff and individuals from criminal justice agencies. The grant evaluation process was competitive in nature, and only those grant applications determined to coordinate with the goals and objectives of the statewide strategy with an emphasis on officer safety were considered for funding. One hundred fourteen (114) grant awards were made to local recipients in the amount of \$717,175.62 for the 6-month contract period of January 1, 2014 to June 30, 2014.

Finally, two (2) requests for funding were received through the 2012 Wrongful Convictions (WC) Program. These project applications were reviewed internally by DPS – CJ/LE Program staff. Two (2) grant awards were made to local recipients in the amount of \$48,883.50 for the 9-month contract period of April 1, 2014 to December 31, 2014.

The FY14 program planning approach of the DPS – CJ/LE Program used statistical information obtained from various reporting entities throughout the State. This information not only aided in the identification of drug and crime related trends, but also assisted in the evaluation of projects supported by the DPS – CJ/LE Program. Quarterly reports required of Multi-Jurisdictional Drug Task Forces collected valuable information on their activities and workload as well as information on drug prevalence, enforcement, and distribution of drug industries in the state. Programs funded under other purpose areas provided information in semi-annual and annual progress reports that described their activities and successes. Detailed reports of success are provided in Section III of this report.

Following is a brief summary on each category funded through the DPS - CJ/LE Program during the FY14 funding cycle.

Law Enforcement Programs

Funding for Law Enforcement projects was the largest funding category for the DPS – CJ/LE Program during funding year FY14.

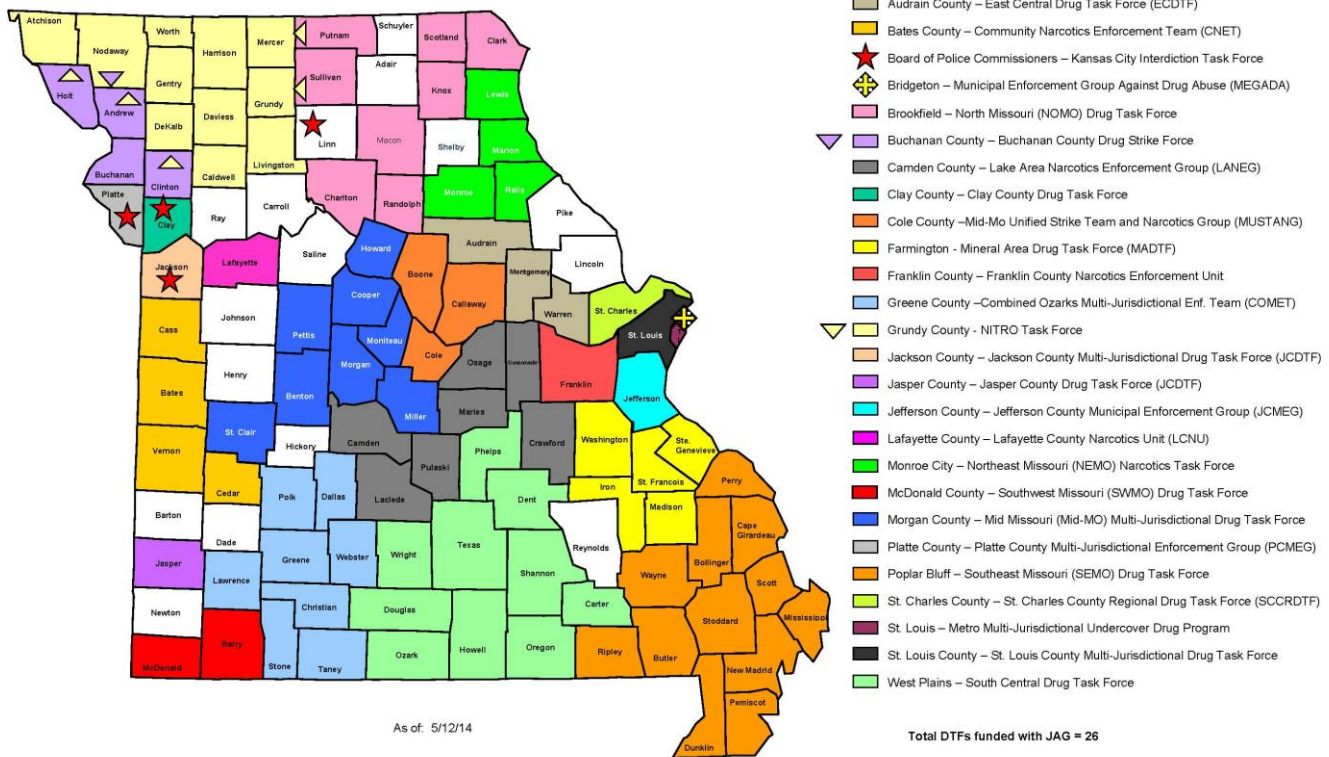
Under the 2013 JAG funding opportunity, the CJ/LE Program awarded \$3,250,291.60 to twenty-six (26) multi-jurisdictional drug task forces and \$161,694.35 to one (1) multi-agency law enforcement group for a total of \$3,411,985.95.

The following Multi-Jurisdictional Drug Task Forces were funded in FY14:

1. Audrain County - East Central Drug Task Force (ECDTF)
2. Bates County - Community Narcotics Enforcement Team (CNET)
3. Board of Police Commissioners - Kansas City Interdiction Task Force
4. Bridgeton City - Municipal Enforcement Group Against Drug Abuse (MEGADA)
5. Brookfield - North Missouri Drug Task Force (NOMO)
6. Buchanan County Drug Strike Force
7. Camden County - Lake Area Narcotics Enforcement Group (LANEG)
8. Clay County - Clay County Drug Task Force
9. Cole County - Mid-Missouri Unified Strike Team And Narcotics Group (MUSTANG)
10. Farmington City - Mineral Area Drug Task Force (MADTF)
11. Franklin County Narcotics Enforcement Unit
12. Greene County - Combined Ozarks Multi-Jurisdictional Enforcement Team (COMET)
13. Grundy County - Northwest Missouri Interagency Team Response Operation (NITRO)
14. Jackson County Multi-Jurisdictional Task Force
15. Jasper County Drug Task Force (JCDTF)
16. Jefferson County Municipal Enforcement Group (JCMEG)
17. Lafayette County Narcotics Unit Task Force
18. Marion County - Northeast Missouri (NEMO) Narcotics Task Force
19. McDonald County - Southwest Missouri (SWMO) Drug Task Force
20. Morgan County - Mid-Missouri (Mid-MO) Multi-Jurisdictional Drug Task Force
21. Platte County Multi-Jurisdictional Enforcement Group (PCMEG)
22. Poplar Bluff City - Southeast Missouri (SEMO) Drug Task Force
23. St. Charles County Regional Drug Task Force (SCCRDTF)
24. St. Louis City Metro Multi-Jurisdictional Undercover Drug Program
25. St. Louis County Multi-Jurisdictional Drug Task Force
26. West Plains City - South Central Drug Task Force

Of the 114 counties in the state of Missouri, 98 were active participants/members of these multi-jurisdictional enforcement efforts.

2013-2014 JAG FUNDED DTFS



Federal funding was awarded for the above-mentioned projects as multi-jurisdictional, multi-agency counter-drug enforcement efforts. During 2013/2014, the illicit drug methamphetamine continued to be a priority for an aggressive law enforcement strategy, designed to slow or halt the spread of this drug. As the scope of the methamphetamine problem extends beyond the capabilities of a single entity, many partnerships have been forged in response to this threat to public safety, public health and the sovereignty of our State's environment. The DPS – CJ/LE Program has placed great emphasis on the establishment of a comprehensive Memorandum of Understanding/Agreement between all partners of the multi-jurisdictional enforcement group so that a more comprehensive understanding of responsibilities and expectations exist. Through local, state and federal collaborations and a continued aggressive response, we anticipate the rise in methamphetamine related activity to peak and eventually decline.

During the past three fiscal years, the following statistics were collected for the Multi-Jurisdictional Drug Task Forces funded by the DPS – CJ/LE Program in the State of Missouri. The following statistics are an example of the data collected through the Quarterly Progress Reports. More detailed information can be reviewed in Section III of this report.

	<u>FY 2011</u>	<u>FY 2012</u>	<u>FY 2013</u>
Arrested with one or more drug charges	7,141	7,792	6,315
Search warrants served	1,134	1,188	1,220
Consent searches performed	2,903	3,480	3,700
Methamphetamine labs seized/destroyed:	1,593	1,709	1,395
<u>OUNCES OF DRUGS SEIZED</u>			
Marijuana	232,006	190,604	152,434
Methamphetamine	2,089	37,294	3,266
Cocaine	4,318	4,566	1,522
Crack	121	54	115
Heroin	467	255	204
LSD	0.85	27	8
PCP	3	494	126
Ecstasy	7	18	10
Pseudoephedrine	1,955	49	81
Anhydrous Ammonia (gallons)	0	5,648	1,637
Other Drugs	779	6,614	3,575
Total value of all drugs seized:	\$41,450,744	\$54,643,359	\$47,719,856

Doses of Drugs Seized

Ecstasy:	1,670	2,461	1,861
Pseudoephedrine / Ephedrine:	4,744	4,474	3,226

Gallons of Drug Precursors Seized

Anhydrous Ammonia:	298	15	154
--------------------	-----	----	-----

Top Five Drug Arrest Charge Codes:

<u>FY 2011</u>	<u>FY 2012</u>	<u>FY 2013</u>
Sale/Methamphetamine	Sale/Methamphetamine	Sale/Methamphetamine
	Poss/Marijuana	Poss/Marijuana
Poss/Methamphetamine		
Poss/Methamphetamine	Poss/Methamphetamine	Poss/Marijuana
Sale/Marijuana	Poss/Paraphernalia	Sale/Marijuana
Poss/Paraphernalia	Sale/Marijuana	Poss/Other

***The above statistical data is obtained from the Quarterly Reports submitted by the multi-jurisdictional enforcement groups receiving JAG Program funding between July 1, 2013 and June 30, 2014.**

Under the 2014 LLEBG funding opportunity, the CJ/LE Program awarded \$717,175.62 to one hundred fourteen (114) law enforcement agencies. The LLEBG Program is a vital funding mechanism for law enforcement. Short-term contracts are awarded from the less than \$10,000 portion of the JAG Program for purchase of basic law enforcement and officer safety equipment that will enable Missouri law enforcement to meet their local needs. Such items include, but are not limited to light bars, sirens, mobile and portable radios, flashlights, handcuffs, protective clothing, ballistic vests, car cages, in-car cameras, locks, and trauma kits. The breakdown of requested and awarded equipment items is as follows:

2014 LLEBG/JAG Requested Equipment		
(federal and local match shares combined)		
Item	Quantity	Amount
Vehicles	19	\$ 334,199.99
Light Bars/Lights	315	\$ 225,721.86
Siren/Siren Box	87	\$ 47,764.85
Flashlights	413	\$ 51,358.26
Ballistic Vests	144	\$ 101,429.66
Protective Clothing	518	\$ 55,479.44
In-Car Cameras	58	\$ 199,802.36
Radios/Repeaters	184	\$ 1,640,427.73
Cages/Partitions	70	\$ 51,788.88
Trauma Kits	136	\$ 11,871.63
Misc.	1,125	\$ 353,905.34
TOTAL	3,069	\$ 3,073,750.00

2014 LLEBG/JAG Awarded Equipment		
(federal and local match shares combined)		
Item	Quantity	Amount
Vehicles	13	\$ 217,489.50
Light Bars/Lights	162	\$ 111,643.55
Siren/Siren Box	56	\$ 29,627.25
Flashlights	290	\$ 31,134.89
Ballistic Vests	107	\$ 75,426.06
Protective Clothing	253	\$ 30,939.13
In-Car Cameras	19	\$ 68,711.00
Radios/Repeaters	116	\$ 198,093.31
Cages/Partitions	59	\$ 46,122.74
Trauma Kits	37	\$ 4,803.24
Misc.	644	\$ 84,909.51
TOTAL	1,756	\$ 898,900.18

Under the 2012 WC funding opportunity, the CJ/LE Program awarded \$48,883.50 for two (2) law enforcement agencies:

1. Mexico Department of Public Safety
2. Pike County Sheriff's Office

The WC Program provided funding to purchase recording equipment, and fund the related installation and training of such equipment, for the purpose of recording custodial interrogations. In 2009, the State of Missouri mandated the recording of custodial interrogations, where feasible, of persons suspected of committing or attempting to commit murder in the first degree, murder in the second degree, assault in the first degree, assault of a law enforcement officer in the first degree, domestic assault in the first degree, elder abuse in the first degree, robbery in the first degree, arson in the first degree, rape in the first degree, forcible rape, sodomy in the first degree, forcible sodomy, kidnapping, kidnapping in the first degree, statutory rape in the first degree, statutory sodomy in the first degree, child abuse, or child kidnapping pursuant to Section 590.700 RSMo, but a challenge to Missouri law enforcement agencies is the cost of purchasing such recording equipment. The WC Program made funds available to accomplish such task.

Prosecution and Court Programs

Under the 2013 JAG funding opportunity, the CJ/LE Program awarded one (1) project for an award of \$30,483.27. This program is designed to improve the criminal justice system's response to domestic and family violence, including spouse abuse and child abuse.

Prevention and Education Programs

Under the 2013 JAG funding opportunity, the CJ/LE Program awarded one (1) project for an award of \$164,522.18. This program is designed to provide the proper supplies and reference materials to law enforcement officers and emergency personnel to help safely respond to clandestine methamphetamine lab incidents and not harm the environment.

Corrections and Community Corrections Programs

No funding assistance was provided to this purpose area during the 2013/2014 funding cycle. Corrections Programs aim to supervise offenders and prepare them for return to their communities. Correctional agencies give inmates opportunities to develop life and work skills that will help their return be successful and are using treatment, work, education, and mental health programs to build these skills. Community-based-corrections are a criminal corrections option that provides an offender with sanctions, supervision, and treatment in a community setting instead of in prison.

Drug Treatment Programs

Under the 2013 JAG funding opportunity, the CJ/LE program awarded one (1) project for an award of \$23,741.74. Drug-treatment-programs identify and meet the treatment needs of adult and juvenile drug dependent and alcohol-dependent offenders. Such programs can include behavioral therapy (such as counseling, cognitive therapy, or psychotherapy), medications, or a combination of both and are intended to provide intensive assistance to those individuals that are battling a substance abuse addiction.

Planning, Evaluation, and Technology Improvement Programs

Under the 2013 JAG funding opportunity, the CJ/LE Program awarded two (1) project for an award of \$71,827.95. This program enhances the State's ability to collect accurate criminal history record information, in a timely manner, and provide the appropriate storage mechanism within the Missouri Criminal Records Repository. The project will continue to enhance the State's ability to collect accurate criminal history record information, in a timely manner. This goal remains a top priority for the State of Missouri and this approved purpose area provides the financial mechanism that enables the State to collect the required criminal records data from all criminal justice entities and provide the appropriate storage mechanism within the Missouri Criminal Records Repository. In addition, local criminal justice agencies are assisted with automated criminal justice reporting to the state central repository to ensure reports are timely, accurate and complete.

Crime Victim and Witness Programs

No funding assistance was provided to this purpose area during the 2013/2012 funding cycle. Crime victim and victim-witness-programs are designed to provide victims, witnesses to crimes, and jurors with services while involved in the criminal justice system. As a victim, such programs are geared to help deal with feelings of confusion, frustration, fear, and anger and explain your rights as a victim or witness. Other activities include advocacy for victims who encounter difficulty accessing services or who believe their statutory or constitutional rights have been denied and notification and assistance to victims whose offender has the potential for parole.

FY14 COORDINATING PROGRAM SUMMARY

It is recognized illicit drug use and distribution are linked to other types of criminal behavior contributing to social problems facing the State of Missouri. These only can be addressed through coordination of efforts and resources at all levels. The Department of Defense (DOD) 1033 Excess Property Program, Missouri Crime Lab Upgrade Program (MCLUP), Residential Substance Abuse Treatment (RSAT) Program, and State Cyber Crime Grant (SCCG) Program are administered and coordinated by the DPS - CJ/LE Program to prevent duplication of efforts and to build a comprehensive enforcement strategy. With the exception of the DOD 1033 Excess Property Program, these programs are not funded from the Edward Byrne Memorial Justice Assistance Grant (JAG) program but their coordinating efforts assist the projects that are funded from the JAG program

Department of Defense (DOD) 1033 Excess Property Program

The Secretary of Defense is authorized by 10 USC § 2576a to transfer to Federal and State Agencies, personal property that is excess to the needs of the Department of Defense (DOD) and that the Secretary determines is suitable to be used by such agencies in law enforcement activities, with emphasis on counter-drug/counter-terrorism activities, under such terms prescribed by the Secretary. With the exception of shipping or travel costs associated with the acquisition, the property is free of charge.

The authorities granted to the Secretary of Defense have been delegated to the Defense Logistics Agency (DLA) in determining whether property is suitable for use by agencies in law enforcement activities. DLA has final authority to determine the type, quantity, and location of excess DOD personal property suitable for law enforcement activities, if any, which will be transferred to a State or Territory.

Within Missouri, the Department of Public Safety (DPS) is the authorized agency to operate the DOD 1033 Excess Property Program (hereafter "1033 Program"). Specifically within the Department of Public Safety, the Governor-appointed State Coordinator is the Program Manager of the Criminal Justice/Law Enforcement (CJ/LE) Unit. DPS operates as a Transitional Distribution Point (TDP) and is only one (1) of five (5) states that operate in this manner. The benefit of a TDP is that property can be screened in bulk quantities and can be redistributed to local agencies in a short period of time. DPS operates a distribution center in Jefferson City, MO, which provides a central location for agencies to pick up and return 1033 property.

During July 1, 2013 and June 30, 2014, there continued to be an increase in the number of agencies that registered to participate in the 1033 Program. In addition, the DPS continued to see an increase in the number of agencies that requested property compared to FY13. With the ever increasing budget restraints, agencies are utilizing programs like the 1033 Program to help stretch their budget further.

As an approved TDP, DPS staff continued to screen and tag a variety of property including IT equipment, such as desktop, laptop computers, and printers. DPS staff can bring these items back to the TDP and refurbish them prior to issuing them out to the requesting local agencies. This IT equipment is assisting law enforcement agencies in capturing crime statistics data and managing records, as well as interagency networking via the Internet.

In addition to IT equipment, DPS staff tagged a number of other property items to include, but not limited to: watercraft, for the agencies located along one of the many rivers or lakes in the State of Missouri; generators, to assist during power losses due to storms; off-road 4x4 vehicles, to assist with drug eradication; and specialty gear, such as night vision goggles, spotting scopes, and red dot rifle scopes, for use by tactical teams in high risk entry. DPS staff also tagged items needed for the day-to-day operation to include, but not limited to: desks; cold weather clothing; survival blankets, cots, and wool blankets to assist victims in emergency situations; and lockers for storing evidence. In addition, during FY14, DPS staff saw a significant increase in the number of agencies requesting weapons for high-risk search warrant entry and active shooter incident response along with an increase in requests for the off road HMMWV (Hummer) and the Mine-Resistant Ambush Protected (MRAP) vehicle.

Overall, in FY14, DPS staff received 2,409 items valuing \$16,936,213.48.

Missouri Crime Lab Upgrade Program (MCLUP)

Missouri crime laboratories are included in this report because analysis of evidence is a key to the successful prosecution of drug offenders. In addition, data collected from crime laboratories can be an invaluable resource for analyzing Missouri's illicit drug problem. Several crime laboratories receive funding from the state-funded Missouri Crime Lab Upgrade Program (MCLUP) grant administered by the DPS - CJ/LE Program. The MCLUP Program was created pursuant to 650.105 RSMo and funds are collected pursuant to 488.029 RSMo and deposited into the "State Laboratory Forensic Account". These grants provide state-of-the-art equipment, supplies, and manpower to regional crime labs throughout the state to reduce backlogs and increase turnaround in the analysis of evidence.

During the FY14 reporting period, the DPS – CJ/LE Program made six (6) MCLUP awards to state and local recipients in the amount of \$596,195.97. The following crime laboratories received 2014 MCLUP monies for the 12 month contract period of June 1, 2013 to May 31, 2014:

1. Independence Police Department Crime Laboratory
2. Kansas City Police Department Crime Laboratory
3. Missouri State Highway Patrol Crime Laboratory

4. St. Charles County Sheriff's Department Crime Laboratory
5. St. Louis County Police Department Crime Laboratory
6. St. Louis Metropolitan Police Department Crime Laboratory

NOTE: A full statistical summary of Crime Laboratory accomplishments from FY14 is provided in attachment B of this report.

Residential Substance Abuse Treatment (RSAT) Program

The Residential Substance Abuse Treatment (RSAT) Program was authorized under the federal Violent Crime Control and Law Enforcement Act of 1994, as amended and reauthorized [Public Law 103-322, 42 U.S.C. 3796ff-1(3)]. The U.S. Department of Justice (DOJ), Office of Justice Programs (OJP), Bureau of Justice Assistance (BJA) is the awarding agency of these federal funds.

The goal of the RSAT Program is to break the cycle of drugs and violence by reducing the demand for, use, and trafficking of illegal drugs.

The objectives of the RSAT Program are to: 1) Enhance the capability of states and units of local government to provide residential substance abuse treatment for incarcerated inmates; 2) Prepare offenders for their reintegration into the communities from which they came by incorporating re-entry planning activities into treatment programs; and 3) Assist both the offenders and their communities through the reentry process

During the FY14 reporting period, the DPS – CJ/LE made two (2) RSAT awards to state and local recipients for the 12-month contract period of June 1, 2013 to May 31, 2014. The total award amount for this period was \$440,663.45. Contracts were awarded to:

1. Missouri Department of Corrections in Bowling Green, MO
2. St. Louis County Justice Services Department in Clayton, MO

The Missouri Department of Corrections project continued the provision of residential substance abuse treatment services to mobility impaired and other special needs offenders who received programming services at Northeast Correctional Center. These clinical services included assessment and treatment planning, group education, group counseling, individual case management, employability skills, individual counseling and referral to community continuing care in the community.

The St. Louis County Justice Services project continued the provision of jail-based substance abuse treatment services to inmates sentenced to the Department of Justice Services Choices Program. In addition, the inmates, as well as released inmates, were given the opportunity to attend weekly Aftercare groups and individual sessions to ensure their continued sobriety and success within the community.

State Cyber Crime Grant (SCCG) Program

In December 2006, the State of Missouri appropriated state monies for the purpose of establishing the Internet Cyber Crime Grant (ICCG) program, which allowed for the funding of salaries of detectives and forensic personnel and training for those individuals whom worked directly with internet crimes relating to child pornography, enticement, solicitation, and other sex-related offenses. State funding was re-appropriated in FY09 but was not re-appropriated for FY10, FY11, FY12, or FY13. Therefore, in FY13, the State of Missouri, Department of Public Safety, allocated monies from the Recovery-JAG Program in order to retain the previously funded positions and to continue the enforcement and public training provided by the cyber crime units within the state.

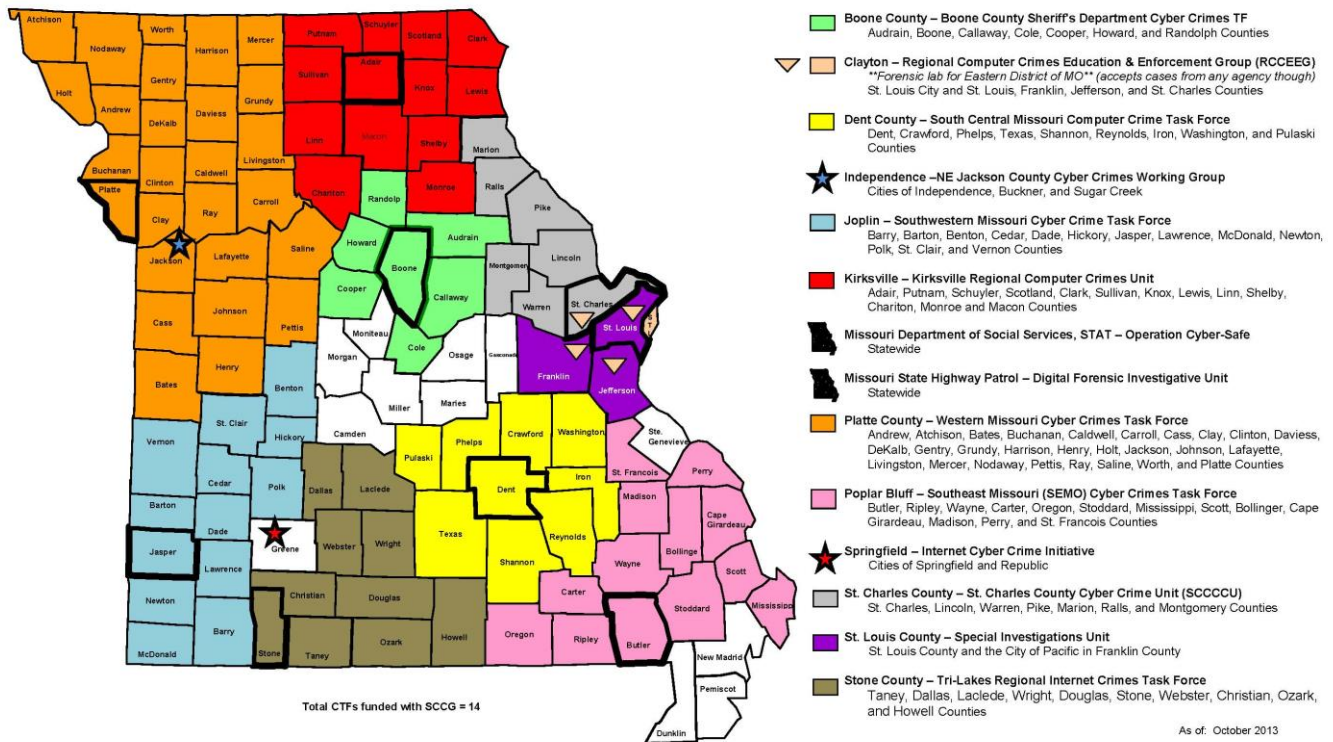
Following the project period end of the Recovery-JAG monies, the State of Missouri continued funding through the state-funded State Cyber Crime Grant (SCCG) Program for the salaries, training, and operational expenses of detectives and forensic personnel working directly with internet crimes relating to child pornography, enticement, solicitation, and other sex-related offenses.

During the FY14 reporting period, the DPS – CJ/LE Program made fourteen (14) SCCG awards to state and local recipients. The total award for this period was \$1,408,961.69. The following multi-jurisdictional cyber task forces received 2014 SCCG monies for the 12 month contract period of June 1, 2013 to May 31, 2014:

1. Boone County Sheriff's Department Cyber Crimes Task Force
2. Clayton City - Regional Computer Crimes Education and Enforcement Group (RCCEEG)
3. Dent County - South Central Missouri Computer Crimes Task Force
4. Independence - Northeastern Jackson County Cyber Crimes Working Group Against Internet Crimes
5. Joplin City - Southwestern Missouri (SWMO) Cyber Crime Task Force
6. Kirksville City - Regional Computer Crimes Unit
7. Missouri Department of Social Services - STAT Operation Cyber-Safe
8. Missouri State Highway Patrol – Digital Forensic Investigative Unit
9. Platte County - Western Missouri Cyber Crime Task Force (WMCCTF)
10. Poplar Bluff City - Southeast Missouri (SEMO) Cyber Crimes Task Force
11. Springfield City – Internet cyber Crime Initiative
12. St. Charles County - Internet Crimes Against Children
13. St. Louis County - Special Investigations Unit
14. Stone County - Tri-Lake Regional Internet Crimes Task Force

Of the 114 counties in the state of Missouri, 102 counties were active participants/members of these multi-jurisdictional enforcement efforts during the 2013 funding opportunity.

FY14 STATE CYBER CRIME GRANT (SCCG) FUNDED CYBER TASK FORCES



The following evaluation results are a summary of the data collected from the quarterly reports submitted by all the Cyber Crime Task Forces:

Organization Cyber Crime Task Forces

1. 63 law enforcement agencies were involved with Cyber Crime Task Forces full time.
2. 30 law enforcement agencies were involved with Cyber Crime Task Forces part time.

Arrest and prosecution of individuals/groups in Cyber Crime

1. During this period there were 416 arrest offenses with 350 arrest made.
2. The five most frequent offenses were: 1) Possession of Child Porn, 2) Dist/Receipt Child Porn, 3) Stat Rape/Sodomy, 4) Child Solicitation, and 5) Other.
3. There are 5,790 carry in cases, 2,940 new cases, 8,738 active cases, 3,264 disposed cases, and 5,437 carry out cases.
4. There is a total 94 participating agencies at the end of FY14.

5. During the reporting period there were 2,749 warrants.
6. There were a total of 299 computer crime prevention program & presentations attended in FY14.
7. In the reporting period there were a total of 1,196 subpoenas.
8. In addition there were 3,533 cases that involved forensic lab and 2,164 cases that involved cell phone exams.

NOTE: A full statistical summary of Crime Laboratory accomplishments from FY14 is provided in attachment C of this report.

FY15 SUMMARY

Implementation of the FY15 funding year began with the review of the 2014 JAG funding opportunity applications. The Drug Task Force (DTF) applications were reviewed on August 1, 2014 by a review committee consisting of the DPS - CJ/LE Program staff and a newly established “DTF Advisory Group” consisting of individuals from the criminal justice sector. The Non-Drug Task Force (Non-DTF) applications were reviewed internally by DPS – CJ/LE Program staff. In total, forty-two (42) requests for funding totaling \$8,009,513.19 were reviewed within the approved project categories as described below. The grant evaluation process was competitive in nature, and only those grant applications determined to coordinate with the goals and objectives of the statewide strategy were considered for funding. Twenty-eight (28) grant awards were made to state and local recipients in the amount of \$3,492,009.07.

In addition, two hundred forty-eight (248) requests for funding totaling \$2,144,487.17 were received through the Local Law Enforcement Block Grant (LLEBG) Program, which is money set aside from the less than \$10,000 portion of the JAG Program. A review committee consisting of DPS – CJ/LE Program staff and individuals from the criminal justice sector met on October 16-17, 2014. Grant awards were made to one hundred twelve (112) state and local recipients in the amount of \$735,250.86.

Following is a brief summary on each category funded through the DPS – CJ/LE Program during the FY15 funding cycle. Evaluation plans for these programs are provided in Section III of this report.

Law Enforcement Programs

Funding for Law Enforcement projects was once again the largest funding category for the DPS – CJ/LE Program during funding year 2014/2015.

Under the 2014 JAG funding opportunity, the CJ/LE Program awarded \$3,492,009.07 to twenty-four (24) multi-jurisdictional drug task forces, \$121,270.78 to one (1) multi-agency law enforcement group, for a total of \$3,613,279.85.

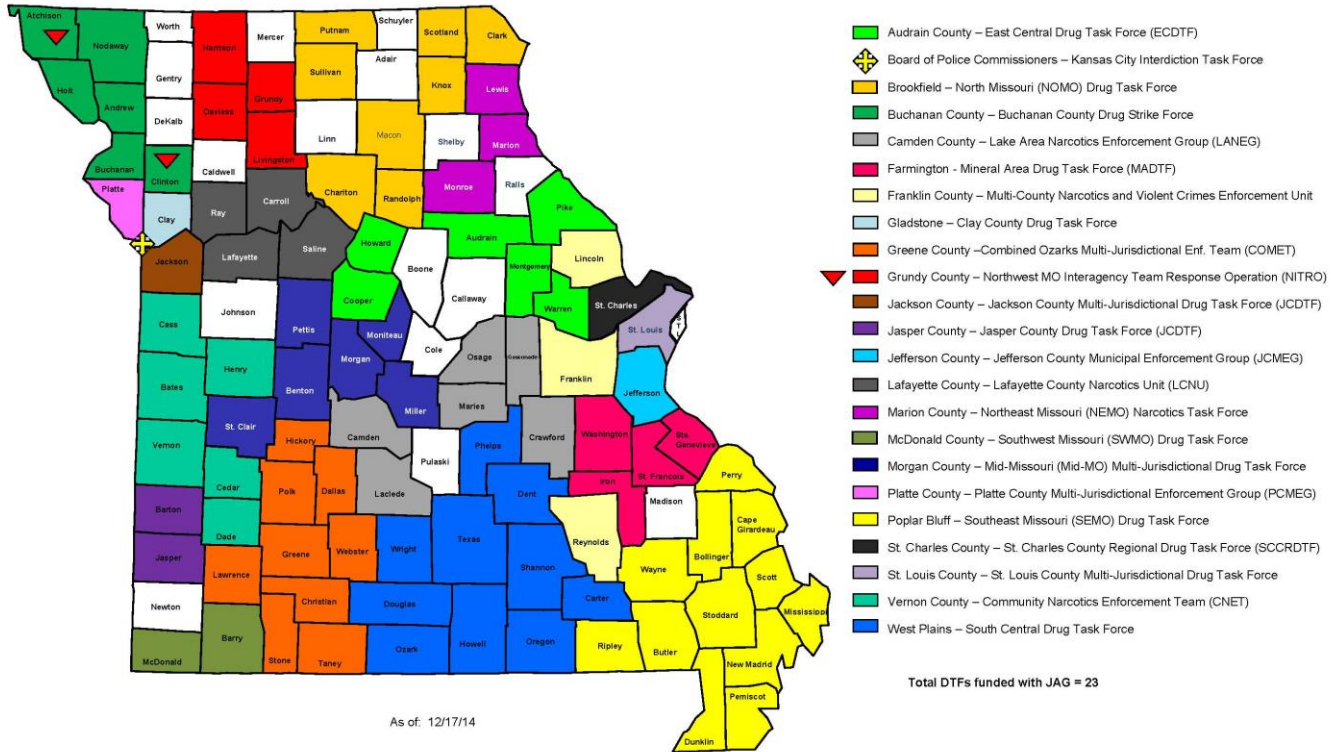
The following Multi-Jurisdictional Drug Task Forces were funded in FY15:

1. Audrain County - East Central Drug Task Force (ECDTF)
2. Bates County - Community Narcotics Enforcement Team (CNET)
3. Board of Police Commissioners - Kansas City Interdiction Task Force
4. Brookfield - North Missouri Drug Task Force (NOMO)
5. Buchanan County Drug Strike Force
6. Camden County - Lake Area Narcotics Enforcement Group (LANEG)
7. Clay County - Clay County Drug Task Force
8. Farmington City - Mineral Area Drug Task Force (MADTF)
9. Franklin County Narcotics Enforcement Unit
10. Greene County - Combined Ozarks Multi-Jurisdictional Enforcement Team (COMET)
11. Grundy County - Northwest Missouri Interagency Team Response Operation (NITRO)
12. Jackson County Multi-Jurisdictional Task Force
13. Jasper County Drug Task Force (JCDTF)
14. Jefferson County Municipal Enforcement Group (JCMEG)
15. Lafayette County Narcotics Unit Task Force
16. Marion County - Northeast Missouri (NEMO) Narcotics Task Force
17. McDonald County - Southwest Missouri (SWMO) Drug Task Force
18. Morgan County - Mid-Missouri (Mid-MO) Multi-Jurisdictional Drug Task Force
19. Platte County Multi-Jurisdictional Enforcement Group (PCMEG)

20. Poplar Bluff City - Southeast Missouri (SEMO) Drug Task Force
21. St. Charles County Regional Drug Task Force (SCCRDTF)
22. St. Louis County Multi-Jurisdictional Drug Task Force
23. West Plains City - South Central Drug Task Force

Of the 114 counties in the state of Missouri, 97 counties were active participants/members of these multi-jurisdictional enforcement efforts.

2014-2015 JAG FUNDED DTFs BY MOU SIGNING SERVICE AREA



Under the 2015 LLEBG funding opportunity, the CJ/LE Program awarded \$735,250.86 to one hundred eleven (111) local law enforcement agencies and one (1) state law enforcement department. The LLEBG Program is a vital funding mechanism for law enforcement. Short-term contracts are awarded from the less than \$10,000 portion of the JAG Program for purchase of basic law enforcement and officer safety equipment that will enable Missouri law enforcement to meet their local needs. Such items include, but are not limited to light bars, sirens, mobile and portable radios, flashlights, handcuffs, protective clothing, ballistic vests, car cages, in-car cameras, locks, and trauma kits. For FY15, the Missouri Department of Public Safety saw a large influx in requests for body cameras. The following is a breakdown of the types of equipment items requested and awarded from the 2015 LLEBG funding opportunity:

2015 LLEBG Requested Equipment		
Type of Item	Quantity	Amount
Vehicles	27	\$ 254,019.33
Light Bars/Lights	344	\$ 174,110.47
Siren/Siren Box	74	\$ 38,342.11
Flashlights	359	\$ 49,738.76
Ballistic Vests	390	\$ 225,050.85
Protective Clothing	382	\$ 29,467.12
In-Car Cameras	144	\$ 343,679.71
Body Cameras	505	\$ 317,335.53
Radios/Repeaters	226	\$ 322,778.74
Cages/Partitions	52	\$ 43,518.52
Trauma Kits	336	\$ 28,758.51
Misc.	1,170	\$ 317,687.52
TOTAL	4,009	\$ 2,144,487.17

2015 LLEBG Awarded Equipment		
Item Type	Quantity	Amount
Vehicles	10	\$ 97,361.19
Light Bars/Lights	242	\$ 115,311.72
Siren/Siren Box	50	\$ 26,107.82
Flashlights	151	\$ 16,663.45
Ballistic Vests	184	\$ 118,192.02
Protective Clothing	212	\$ 17,338.46
In-Car Cameras	0	\$ -
Body Cameras	67	\$ 45,530.38
Radios/Repeaters	102	\$ 161,004.60
Cages/Partitions	45	\$ 39,583.92
Trauma Kits	176	\$ 11,629.07
Misc.	527	\$ 86,528.23
TOTAL	1,766	\$ 735,250.86

Prosecution and Court Programs

No funding assistance provided to this approved purpose area during the 2014/2015 funding cycle.

Prevention and Education Programs

Under the 2014 JAG funding opportunity, the CJ/LE Program awarded \$236,436.17. This approved purpose area will provide financial assistance to one (1) project. The project will continue to provide the proper supplies and reference material to Missouri law enforcement, fire service and other emergency response officials to help them safely respond to methamphetamine laboratory incidents and perform their jobs with reduced risk of injury to themselves, the public, and the environment.

Corrections and Community Corrections Programs

No funding assistance provided to this approved purpose area during the 2014/2015 funding cycle.

Drug Treatment Programs

Under the 2014 JAG funding opportunity, the CJ/LE Program awarded \$21,367.55. This approved purpose area will provide financial assistance to one (1) project. Drug-treatment-programs identify and meet the treatment needs of adult and juvenile drug dependent and alcohol-dependent offenders. Such programs can include behavioral therapy (such as counseling, cognitive therapy, or psychotherapy), medications, or a combination of both and are intended to provide intensive assistance to those individuals that are battling a substance abuse addiction.

Panning, Evaluation, and Technology Improvement Programs

Under the 2014 JAG funding opportunity, the CJ/LE Program awarded \$62,933.07. This approved purpose area will provide financial assistance to one (1) project. The project will continue to enhance the State's ability to collect accurate criminal history record information, in a timely manner. This goal remains a top priority for the State of Missouri and this approved purpose area provides the financial mechanism that enables the State to collect the required criminal records data from all criminal justice entities and provide the appropriate storage mechanism within the Missouri Criminal Records Repository. In addition, local criminal justice agencies are assisted with automated criminal justice reporting to the state central repository to ensure reports are timely, accurate and complete.

II. FY14 SUMMARY OF PROGRAMS, EVALUATION METHODS, AND EVALUATION RESULTS

State Fiscal Year	Awarded to Sub-Recipients	Expended by Sub-Recipients	Admin Expended by SAA
2013-2014	\$4,468,620.21	\$4,299,581.16	\$482,533.77

PURPOSE AREA: LAW ENFORCEMENT

Number of Sub-grants: 143

Federal Funds Awarded: \$4,178,045.07

Federal Funds Expended: \$4,016,458.01

PROBLEM STATEMENT

Illicit drugs cause major problems for law enforcement agencies in the State of Missouri. The use, sale, distribution, and transportation of illegal narcotics must be addressed. A significant amount of crime both in the State of Missouri, and nation as a whole can largely be attributed to drug violations. Drug violations can act as a springboard to other crimes such as homicides, robberies, assaults, larcenies, burglaries, vandalism, and violence in public housing, and help to create a fear of crime in neighborhoods. Because of the sparse population in the rural areas of the State, drug traffickers for clandestine laboratories, where amphetamine/methamphetamine is manufactured, often use these areas. Many of the rural areas are protected by local law enforcement agencies that have limited resources and are unable to provide 24 hour staffing to protect its citizens, much less operate specialized drug units without financial assistance. The hazardous material generated by the manufacture of methamphetamine and left behind by clandestine laboratory operators compounds this problem. The JAG Program makes it possible for Missouri's law enforcement to combat and suppress its illicit drug problems.

In addition, funding for local budgets of law enforcement agencies is not increasing. As a result, law enforcement agencies are relying more and more on state and federal funding to supplement their local operating budgets or are foregoing necessary replacements and improvements to their most basic tools. Funding for basic, officer safety related equipment is a necessity to ensure officers can perform their functions efficiently and effectively and provide the level of service to their community they are expected to provide. The LLEBG Program makes this more possible.

Finally, in 2009, Missouri mandated the recording of custodial interrogations, where feasible, of all law enforcement agencies but provided no financial assistance to the law enforcement agencies to make this possible and to ensure compliance with Section 590.700 RSMo. Consequently, law enforcement agencies were forced to find local dollars to support a state-mandated initiative, which has proven very difficult for many rural areas. The WC Program focuses on the need to prevent wrongful convictions as a result of false confessions.

PROGRAM DESCRIPTION

The overall drug and crime problem reveals an increasingly adverse effect upon our community and society in general. The Multi-Jurisdictional Task Force Program is a significant tool in combating the plague of drug and cyber crime activity that is present in our society. Agencies join together and combine resources in a team approach to provide enforcement in their target areas. As a result of the Multi-Jurisdictional Task Force programs, communications are improved between law enforcement agencies. These lines of communication are essential in sharing information and thereby coordinating a combined effort to combat the drug and crime problem, as well as addressing the hazards associated with the residual effects of methamphetamine manufacturing.

PROGRAM COMPONENTS

Projects funded through the JAG Program must:

- Submit a copy of the Memorandum of Understanding (MOU)/Memorandum of Agreement (MOA), if a multi-jurisdictional project

- Follow policies and guidelines as it relates the award, use and management of confidential funds, travel guidelines, property records procurement, record retention, civil rights compliance, etc.
- Follow policies and guidelines established for the management and clean-up of clandestine methamphetamine laboratories, if a drug task force project
- Complete Center for Task Force Leadership and Integrity (CTFLI) training, if a drug task forces project
- Submit monthly Claim reports to report actual expenditures/program income
- Submit quarterly Status Reports to report program activities and statistical data
- Submit quarterly PMT Reports to report program activities and statistical data, as required by BJA
- Receive at least one (1) monitoring site visit

Projects funded through the LLEBG Program must:

- Follow policies and guidelines as it relates the award, property records, procurement, record retention, civil rights compliance, etc.
- Submit an annual Status Report to report actual expenditures and program income
- Be subject to the potential of at least one (1) monitoring site visit

Projects funded through the WC Program must:

- Follow policies and guidelines as it relates the award, travel guidelines, property records, procurement, record retention, civil rights compliance, etc.
- Submit monthly Claim reports to report actual expenditures and program income
- Receive at least one (1) monitoring site visit

EVALUATION METHODS

The quarterly Status Reports will be utilized for evaluation reporting of the JAG-funded projects.

Due to the nature of the LLEBG and WC projects, there are no evaluation methods in place. The sub-recipients are not required to submit quarterly progress reports or performance metrics.

EVALUATION RESULTS

The following evaluation results are a summary of the data collected from the quarterly Status Reports submitted by all the Multi-Jurisdictional Drug Task Forces:

Organization of Multi-Jurisdiction Drug Task Forces

1. Organization and planning of each Multi-Jurisdictional Task Force is the responsibility of the primary governing body as outlined in the Memorandum of Understanding (MOU)
2. 216 full time sworn and 29 part time sworn law enforcement officers were involved with Multi-jurisdictional Drug Task Forces
3. 18 full time non-sworn and 4 part time non-sworn law enforcement officers were involved with Multi-jurisdictional Drug Task Forces

Arrest and prosecution of individuals/groups in drug trafficking

1. Total arrests during fiscal year 2014 were 6,442
2. 483 drug arrest with federal indictment
3. 5,746 drug arrest with state charges
4. 177 drug arrest with ordinance violations
5. During the four quarters reported for fiscal year 2014, 1,484 search warrants were served and 1,363 search warrants resulted in drug-related seizures.
6. The 26 Multi-Jurisdictional Drug Task Forces of Missouri located and destroyed 1,066 methamphetamine clandestine laboratories.
7. The statewide street value of all drugs seized totaled \$84,216,996.32. This amount includes the seizures of 3,586,879.78 grams of marijuana, 4,524.48 grams of cocaine-crack, 112,373.84 grams of cocaine-powder, 256,020.54 grams of methamphetamine, 1,207.96 grams of pseudoephedrine/ephedrine, 26,085.95 grams of heroin, and 13,127.95 grams of ecstasy.

8. Multi-jurisdictional Drug Task Forces seized a total of 1,369 doses of Hallucinogens LSD and 19,465.93 doses of prescription pills.
9. Multi-Jurisdictional Drug Task Forces reported a total of \$97,207.06 of informant expenditures utilized.
10. During this reporting period, a total of 9,268 new cases were filed and 1,349 assisted to other agencies in cases initiated. A total of 10,617 active court cases awaited trial in 2014.

NOTE: A full statistical summary of Multi-Jurisdictional Drug Task Force accomplishments from FY14 is provided in Attachment A of this report.

The following evaluation results are a summary of the data collected from the quarterly Status Reports submitted by the other law enforcement project:

Jackson County Drug Abatement Response Team (DART): This project continued support to the DART, a multi-jurisdictional initiative to identify and shut down drug houses and street level narcotics operations in thirteen municipal jurisdictions in Jackson County. The goal of this program was to eliminate illegal drug activity in the Jackson County community by coordinating and utilizing several sources. Through these efforts, the quality of life in the target area was restored and protected. Suspected drug activity could be anonymously reported to DART team members who then communicated the information to law enforcement for investigation. DART also coordinated street level investigations, buy / bust and reverse sting operations, property fire and housing code inspections of suspected drug houses, and notification of drug activity and its consequences to property owners. Property owner seminars, community presentations, and citizen training given on recognition of drug activities were provided by DART team members.

Report of Success: DART was instrumental in 79 criminal cases filed against individuals for possessing precursor chemicals, solvents, or solutions with intent to manufacture methamphetamine. DART closed down 44 methamphetamine labs. Owners were sent 188 notice letters that their property was being used for methamphetamine production and 23 evictions were completed. Another 21 evictions were pending. Following 85 fires and housing inspections made in the DART posted properties, 29 properties were vacated. In the DART area, 8 potential nuisance cases were filed. Over 6,840 residents had contact with the DART Coordinator, Methamphetamine Prosecutor, and Community Prosecutors. DART with other law enforcement agencies successfully served 128 search warrants and 140 arrests were made. In addition, law enforcement made 24 buy/busts that resulted in 31 arrests.

The DART team members recognized the importance of the service being provided to the community and how teamwork fostered their efforts to efficiently rid their neighborhoods of drug activity. When patrol officers shared information with the DART team, there was a broader view of the drug problems in the city. DART's database collected from police reports and their contacts is extremely helpful and attorneys used this database to assist in tracking witnesses and victims for various trials. Moreover, these data were used by community groups to show what houses were posted by DART and what impact DART has had in their community.

The DART Coordinator required several property owners to schedule a meeting with the DART Coordinator after their numerous weekly inspections. When the DART team arrived at a property for an inspection, the DART investigator and the DART coordinator were then prepared to discuss the issues with those present at the property at the time of the inspection. The DART Coordinator and Investigator attended numerous neighborhood social activities, meetings, and speaking engagements. This visibility to these neighborhoods where crime has been confirmed with drug activity was critical. The continued success of DART is greatly attributed to the wide range of resources that make up the DART team.

The continued success of DART is greatly attributed to community residents who are increasingly growing intolerant of drug activity in their neighborhood. Increased phone calls from community members regarding trespassing issues in posted DART properties are strong evidence of their growing intolerance to this illegal activity.

PURPOSE AREA: PROSECUTION AND COURT

Number of Sub-grants: 1

Federal Funds Awarded: \$30,483.27

Federal Funds Expended: \$29,130.03

PROBLEM STATEMENT

Citing *Crime in Missouri*, in 2012, a total of 41,494 domestic violence incidents were reported by Missouri law enforcement agencies. Of these incidents, the majority involved spouses (18.5%), persons not married but residing together (22.5%), or blood relatives (18.0%). In 2012, a total of 76 homicides were reported in Missouri that were related to domestic violence. Of these homicides, 57.9% involved a female family member including wives, mothers, daughters, ex-wives, common-law wives or girl friends. Another 18.4% involved husbands, boyfriends, and sons. Husband/wife relationships accounted for 21.1% of all 2012 domestic violence related homicides.

The consequences of domestic violence are far-reaching not only for families but for society as a whole. The U.S. Bureau of Justice Statistics estimates from 1994 to 2010 about 4 of every 5 victims of intimate partner violence are female. In addition, BJS also indicates during these same years that females living alone in household comprised of one adult female with children experienced intimate partner violence at a rate 10 times greater than households with married adults. Reference: <http://www.bjs.gov/content/pub/pdf/ipv9310.pdf>

PROGRAM DESCRIPTION

Programs were sought that addressed the response of the Missouri criminal justice system to domestic / family violence in the State. These programs included law enforcement, intervention, and prosecution for domestic violence issues as they interfaced with the criminal justice system, regardless of where in or external to the system the program is based. Emphasis was placed on programs for victims of child sexual abuse and crimes against the elderly. Prosecution and court programs will be sought that demonstrate new and different approaches to the enforcement, prosecution, and adjudication of violent crime offenses. By encouraging applicants to develop new strategies and methodologies for dealing with violent crime, domestic violence and child abuse crime problems, it is hoped that gaps and/or redundancy in coverage areas will be minimized or eliminated and the effectiveness of available resources will be maximized. The program will also encourage applicants to develop a strategic view that encompasses more than one aspect of the war on violence and addresses elements such as supervision, employment, community service, mental and medical treatment, and restitution.

PROGRAM COMPONENTS

Projects funded through the JAG program must:

- Submit a copy of the Memorandum of Understanding (MOU)/Memorandum of Agreement (MOA), if a multi-jurisdictional project
- Follow policies and guidelines as it relates the award, travel guidelines, property records procurement, record retention, civil rights compliance, etc.
- Submit monthly Claim reports to report actual expenditures/program income
- Submit quarterly Status Reports to report program activities and statistical data
- Submit quarterly PMT Reports to report program activities and statistical data, as required by BJA
- Receive at least one (1) monitoring site visit

EVALUATION METHODS

The quarterly Status Reports will be utilized for evaluation reporting of the JAG-funded projects.

EVALUATION RESULTS

The following evaluation results were obtained from quarterly reports submitted by the program funded under this program area:

St. Louis City Circuit Attorney's Office Domestic Violence Investigator: This project continued support of a misdemeanor domestic violence investigator to work with the St. Louis Attorney's Office domestic violence attorney. The goal of this project was to increase community safety and reduce domestic violence in the City of St. Louis. This goal was to be achieved by two objectives: 1) Focus on misdemeanor domestic violence incidents through cooperative efforts of the Misdemeanor Domestic Violence (DV) Investigator and the Circuit Attorney Office Violent Unit; and 2) Focus efforts on enhancing misdemeanor domestic violence investigation, evidence collection, and trial preparation for prosecution.

Report of Success: The Misdemeanor Domestic Violence Investigator worked 145 cases and the Misdemeanor DV unit issued 167 new cases. The investigator acting as a liaison between the St. Louis Metropolitan Police Department and the Circuit Attorney's Office interviewed police officers in preparation for trial on misdemeanor domestic violence cases. In addition, the investigator requested follow-up police, lab tests, investigations included photographs, crime scene reviews, witness interviews, medical releases were obtained, and additional evidence was collected.

Potential witnesses were located, served subpoenas, and interviewed for 159 pending misdemeanor domestic violence cases. The investigator served subpoenas for witnesses and victims in approximately four to five bench trials and five jury trials per week. The Misdemeanor DV Investigator personally served subpoenas to 159 victims. An agreement is in place with the judges of the misdemeanor divisions that cases will be nolle prossed by the Circuit Attorney's Office rather than be dismissed. The Misdemeanor DV Attorney prepared 137 cases during the grant period. Of the prepared cases: 212 pleas, 19 bench trials, 14 jury trial, and 49 dismissed for failure to prosecute.

PURPOSE AREA: PREVENTION AND EDUCATION

Number of Sub-grants: 1

Federal Funds Awarded: \$164,522.18

Federal Funds Expended: \$160,272.83

PROBLEM STATEMENT

Clandestine production of methamphetamine is very dangerous because of the volatile, hazardous and toxic chemicals and processes involved. It not only poses risks to those involved in this illegal drug industry but also to law enforcement, fire service, and other emergency response officials who discover, collect evidence, and dispose of clandestine laboratory sites. In addition, environment and public exposed to these are negatively affected. The instability of chemicals used in methamphetamine can cause fires and explosions during its production as well during cleanup of dumpsites. Outdoor clandestine laboratories are typically located in rivers, fields, and forests causing extensive damage to the environment. Because of methamphetamine production doesn't require elaborate equipment; indoor clandestine laboratories are commonly found in private residences, hotels/motels, garages, and abandoned buildings. This can expose family members as well as unassociated public to toxic chemicals.

Evolving chemical processes to produce methamphetamine has possibly increased the hazards to all coming in contact with them. According to the National Drug and Intelligence Center (NDIC), five common production methods are used to make methamphetamine. Four of these involve chemical reduction ephedrine/pseudoephedrine but use different precursor chemicals. Common precursor chemicals include, but not limited to, hydriodic acid, red phosphorous, hypo-phosphorous acid, anhydrous ammonia, and mercuric acid. All of these are toxic and afford many health risks to those in contact.

In FY 2014, multi-jurisdictional drug task forces destroyed 1,066 clandestine methamphetamine laboratories. Although the number of seized clandestine laboratories suggests this illicit drug industry has decreased in recent years, it continues to be very problematic in Missouri.

PROGRAM DESCRIPTION

Programs were sought that addressed the response of public safety and emergency service officials to clandestine methamphetamine laboratories. Applications were encouraged that addressed crime scene processing, site cleanup, and disposal of chemicals and equipment associated with these labs. Provision of supplies, training, and reference materials was available to Missouri law enforcement, fire service, and other emergency response officials to effectively equip them to safely process methamphetamine laboratories and construct collection stations for chemical disposal.

PROGRAM COMPONENTS

Projects funded through the JAG Program must:

- Submit a copy of the Memorandum of Understanding (MOU)/Memorandum of Agreement (MOA), if a multi-jurisdictional project
- Follow policies and guidelines as it relates the award, travel guidelines, property records procurement, record retention, civil rights compliance, etc.
- Submit monthly Claim reports to report actual expenditures/program income
- Submit quarterly Status Reports to report program activities and statistical data
- Submit quarterly PMT Reports to report program activities and statistical data, as required by BJA
- Receive at least one (1) monitoring site visit

EVALUATION METHODS

The quarterly Status Reports will be utilized for evaluation reporting of the JAG-funded projects.

EVALUATION RESULTS

The following evaluation results were obtained from quarterly Status Reports submitted by the program funded under this program area:

Missouri Department of Natural Resources Clandestine Drug Laboratory Collection Station: This continuing project supported the Department of Natural Resources, Environmental Emergency Response Section, Environmental Services Program to expand and enhance an existing project for responding to methamphetamine clandestine laboratory clean up requests. The goal of this project was to increase safety and reduce risk of injury to the staff, the public, and the environment exposed to clandestine laboratories. This goal was achieved by three objectives: 1) Provide proper supplies and reference material to Missouri law enforcement, fire service, and other emergency response officials; 2) Provide supplies for processing and disposal of clandestine drug lab materials to clandestine drug laboratory collection stations; and 3) Provide on-site responses to clandestine methamphetamine laboratory incidents, when requested by law enforcement, fire station, and other emergency officials.

Report of Success: The Missouri Department of Natural Resources' Environmental Emergency Response (EER) was afforded the purchases of proper supplies and reference materials to Missouri law enforcement, fire service and other emergency response officials to help them safely respond to clandestine methamphetamine lab incidents and perform their jobs with reduced risk of injury to themselves, the public, and the environment, supplies to process and dispose of clandestine drug lab materials from the clandestine drug laboratory collection stations (CDLCSs), and on-site response to clandestine methamphetamine lab incidents, if assistance was requested by law enforcement.

Part of the funding from this grant was used to purchase necessary personal protective equipment and supplies for safety, cleanup and air monitoring to help law enforcement and others respond safely and properly manage seized clandestine drug lab materials. The Department provided items such as sample bottles, vials, buckets with lids, air purifying respirator and cartridge, chemical protective coveralls, nitrile gloves, boot covers, trash bags, disposable pipettes, safety glasses, absorbent, duct tape, PH paper, Drager pumps and colorimetric tubes, and over-pack drums to law enforcement agencies. By providing these supplies, the Department helped ensure that these agencies could respond to clandestine methamphetamine lab incidents with reduced risk of injury to themselves, the public and the environment.

The Department established seventeen (17) CDLCSs throughout the State. These CDLCSs accepted drug lab material from various law enforcement and drug task force agencies. The Department provided supplies, operational oversight, and assistance to collection stations. The Department also provided assistance to the CDLCS personnel and helped with the processing of waste materials accepted at the collection stations, ensuring the completing of all required documentation. The Department used a tracking system to account for drug lab materials accepted at the collection stations. The following were processed: reused/recycled material (78 lbs), solid waste (722 lbs.), hazardous waste (516 lbs.), and hazardous substances (64 lbs.). The EER has staff available to respond on-site to clandestine drug labs and assist law enforcement, drug task forces, fire department, and other agencies within the State of Missouri with the proper management, cleanup and disposal of clandestine drug lab chemicals. From calendar year 2013, the Department estimates that there were 89 methamphetamine lab incidents.

PURPOSE AREA: DRUG TREATMENT

Number of Sub-grants: 1

Federal Funds Awarded: \$23,741.74

Federal Funds Expended: \$23,741.74

PROBLEM STATEMENT

There is ample documentation of the connection between substance abuse and crime. The impact substance-abusing offenders have on society, the criminal justice system, and themselves are significant. Most notably, the drug-involved offender typically commits many more crimes than the non-involved offenders. They are likely to commit hundreds of crimes including robberies and burglaries each year. We know that large numbers of criminal offenders are active abusers of illicit drugs and alcohol and that a relatively small number of drug involved offenders are responsible for a grossly disproportionate amount of crime. The need to focus on the development of effective strategies for addressing drug and alcohol abuse among juvenile and adult offenders is evident. The growing understanding of the relationship of substance abuse and crime has supported the need for comprehensive and coordinated substance abuse services at all points of the criminal justice system.

PROGRAM DESCRIPTION

A variety of effective programs, such as substance abuse counselors, drug treatment and intervention, and intensive supervision of juveniles have been implemented throughout the state. This is a comprehensive focus on substance abuse services at all levels and includes the following key components: Appropriate assessment and intervention, substance abuse education, a range of treatment modalities to meet offender need levels, after-care services, an emphasis on continuity of care, and an ongoing concern for quality assurances. The primary focus of the Intensive Supervision Probation/Parole program will be to provide additional public corrections resources and improve the corrections systems.

PROGRAM COMPONENTS

All projects funded through this program must:

- Submit a copy of the Memorandum of Understanding (MOU)/Memorandum of Agreement (MOA), if a multi-jurisdictional project
- Follow policies and guidelines as it relates the award, travel guidelines, property records procurement, record retention, civil rights compliance, etc.
- Submit monthly Claim reports to report actual expenditures/program income
- Submit quarterly Status Reports to report program activities and statistical data
- Submit quarterly PMT Reports to report program activities and statistical data, as required by BJA
- Receive at least one (1) monitoring site visit

EVALUATION METHODS

The quarterly Status Reports will be utilized for evaluation reporting of the JAG-funded projects.

EVALUATION RESULTS

The following evaluation results were obtained from quarterly Status Reports submitted by the program funded under this program area:

Stone County Prosecuting Attorney's Office: This new project supports the Stone County Prosecuting Attorney's office response to offenders and multiple offenders of drug or alcohol related charges. The goal of this project is to address the gap in the current prosecution/treatment model for alcohol/drug offenders. This goal will be achieved by completing three objectives: 1) Provide a drug court to process serious drug offenders; 2) Enhance disposed drug offenders' probation through a combination of probation and parole; and 3) Provide monitoring and supervision through the prosecutor's office.

Report of Success: MOJO has met its goals by drug testing defendants and treatment requirements are being monitored along with helping defendants obtain drivers license and attend GED programs. The program has helped with 64 participants of the four track program. The program has also graduated 17 people from the program in the grant year. The

program has several life skills it teaches their participants. The life skills are high school education or GED, drivers license, employment, and/or a drug free status for a least one year prior to completion of the program. At the end of the grant year 28 participants have obtained two life skills. More intense monitoring has taken place such as drug court as alternatives to revocation. The success of this program has been met by changing the life of the youth by helping them with their addiction to drug and alcohol.

PURPOSE AREA: PLANNING, EVALUATION, AND TECHNOLOGY IMPROVEMENT

Number of Sub-grants: 1

Federal Funds Awarded: \$71,827.95

Federal Funds Expended: \$69,978.55

PROBLEM STATEMENT

In today's society, criminal history records are becoming increasingly relied upon by the criminal justice system to make charge, release, and sentencing decisions. Records are also used as a tool when making decisions regarding licensing and employment purposes, including foster care, schoolteachers and bus drivers, hospital, nursing home, and home health care employees, and in transactions relating to the purchase of firearms. Local criminal justice agencies are required to report criminal history to the Missouri State Highway Patrol's Central Criminal History Records System (CHRS) repository. The paper system of reporting is quickly becoming obsolete and does not allow timely, accurate, and complete criminal histories. Local criminal justice agencies are unable to report in an adequate manner when they have to stretch their budgets and personnel to the limits just to get their core duties accomplished. In order to achieve complete, accurate, and timely criminal history records, cooperative efforts of all the components of the criminal justice system must be implemented.

Illicit drugs impact on society is manifested in many ways. The criminal justice system is negatively impacted by the resources and efforts expended to control both illicit drug use and industries. These drugs also negatively affect the health of Missouri citizens, economic infrastructure, social fabric, and environment. No single data source or information system can directly measure illicit drugs adverse impact on these. The nature, extent, and temporal and geographic trends can only be accessed through analysis of many disparate data systems such as those of criminal laboratories, law enforcement, juvenile and adult courts, hospitals, treatment centers, and corrections.

PROGRAM DESCRIPTION

Given that each component of the criminal justice system is responsible to a different authority (such as the circuit courts to the Office of State Courts Administrator, prosecutors and sheriffs to their constituencies and police to the mayor or city manager), no one agency can effectively support all elements of the criminal history system. This program is designed around a support structure to address each component. Through cooperative efforts, law enforcement, prosecutors, and courts will provide an integrated solution to improve the completeness, accuracy and timeliness of Missouri's criminal history records. The local criminal justice agencies will be provided with equipment, software and training for the automation and integration of systems for the improvement of the criminal history reporting capabilities. The implementation of law enforcement case management, prosecutor case management and courts case management systems will provide statewide access for users. Once local agencies are automated and linked to the state criminal record repository, the federal criminal files, state and federal wanted files and other databases become a substantial tool in fighting crime and protecting our citizens. A totally automated system is being developed where each agency with reporting responsibilities interacts directly with the criminal history system to provide the required information for the record event under their jurisdiction. The CHRS repository would then be responsible for coordinating this effort and controlling the quality and dissemination of the records. They would also be available to assist any element of the system that encounter problems and be responsible for training on an as needed basis.

The purpose of the Justice Assistance Grant Program is to assist states and units of local government in implementing specific programs that offer a high probability of enhancing and improving the efficiency and effectiveness of the criminal justice system. Special emphasis is placed on controlling violent and drug-related crime and serious offenders, and fostering multi-jurisdictional and multi-state efforts to support national drug-control priorities. This is achieved through analysis of the illicit drug problem in Missouri and maintaining several criminal justice data systems.

PROGRAM COMPONENTS

All projects funded through this program must:

- Submit a copy of the Memorandum of Understanding (MOU)/Memorandum of Agreement (MOA), if a multi-jurisdictional project
- Follow policies and guidelines as it relates the award, travel guidelines, property records procurement, record retention, civil rights compliance, etc.

- Submit monthly Claim reports to report actual expenditures/program income
- Submit quarterly Status Reports to report program activities and statistical data
- Submit quarterly PMT Reports to report program activities and statistical data, as required by BJA
- Receive at least one (1) monitoring site visit

EVALUATION METHODS

The quarterly Status Reports will be utilized for evaluation reporting of the JAG-funded projects.

EVALUATION RESULTS

The following evaluation results were obtained from quarterly Status Reports submitted by the program funded under this program area:

Missouri State Highway Patrol - Administrative Data Analysis And Problem Identification: This continuing project involves establishing a series of policies, procedures, systems, and reporting recommendations. The State of Missouri will effectively manage the JAG and Recovery-JAG Programs by analyzing drug and violent crime environments in the State; assessing effectiveness of existing programs; and offering data and interpretive analysis support for development of new programs. The MSHP, coordinating their activities with DPS's CJ/LE Program staff, will complete the following project goals: 1) Provide base-line information to properly assess Missouri's illicit drug and violent crime problems; 2) Support successful administration of Missouri's JAG and Recovery-JAG Programs by providing needed research, evaluation, and data processing services; 3) Develop and implement Missouri's UCR data collection application and output report application; and 4) Enhance capabilities of Missouri's criminal justice information systems in supporting statewide illicit drug and violent crime problems and grant administration.

Report of Success: Two reports, *Missouri Statewide Drug and Violent Crime Strategy and Analysis of Multi-Jurisdictional Drug Task Forces* were developed during this grant period. The publication *Missouri Statewide Drug and Violent Crime Strategy* was completed and provided to DPS CJ/LE staff in October, 2014. Analyses were completed from data gathered from Missouri state agencies such as Department of Health and Senior Services and Department of Mental Health. Data analyses included treatment and hospital admissions, juvenile referrals, prison incarcerations, criminal arrests, intravenous AIDS/HIV cases, multi-jurisdictional drug task force seizures, crime laboratory cases, and MJTF survey responses and placed in the *Missouri Statewide Drug and Violent Crime Strategy*. An Internet based survey instrument was designed and implemented to capture drug task force officials' perceptions of the drug industry in Missouri. The survey was distributed to the points of contacts of twenty-seven multi-jurisdictional drug task forces. Analyses of survey responses were completed and results were incorporated into the 2014 edition of the publication entitled *Missouri Statewide Drug and Violent Crime Strategy*.

The publication entitled *Justice Assistance Grant - JAG Evaluation Plan 2013–2014* was published and provided to DPS CJ/LE in September 2013. In this publication, designs for programs funded in five purpose areas were constructed including prosecution/court programs (1 grants), prevention/education programs (1 grant), drug treatment programs (1 grant), planning, evaluation and technology improvement programs (1 grant), law enforcement programs (27 grants), and crime laboratories (13 grants). Each program design included a set of criteria that DPS used to determine success of JAG funded programs.

The *FY 2013 Edward Byrne Memorial Justice Assistance Grant Program Annual Report* was completed and provided to DPS CJ/LE staff in November 2013. Final reports of success were published in the *Annual Report* for FY13 funded multi-jurisdictional drug tasks forces and programs addressing law enforcement and drug task forces, prosecution and court, prevention and education, crime laboratories, internet cyber crime, and planning/evaluation/technology. In addition, summaries were published of quarterly reports submitted by multi-jurisdictional drug task forces and crime laboratories. A strategic plan for implementing FY14 JAG funded programs was included in the *Annual Report* with evaluation designs and performance measures.

Progress reports and quality control analysis were received and completed for FY13 fourth quarter and FY14 first through third quarter multi-jurisdictional drug task forces, FY14 first through fourth quarter Crime Laboratories and Internet Cyber Crime Grant (ICCG). Progress reports were processed and data entered to their respective databases, and results of these analyzes were provided to DPS CJ/LE program staff.

The Microsoft Office Access drug task force and crime laboratory automated information system databases have been converted to Sequel database. The SAS statistical reports for the drug and crime task forces were wrote to Webfocus to improve the efficiency of SAC's statistical reports required for the ADAP grant. Also the cyber crime was removed from the excel document and onto a Sequel database. Webfocus reports were written to now run statistical reports on the cyber crime. This is a huge improvement from the excel work sheet.

Attachment A

Multi-Jurisdictional Drug Task Forces FY14 Summary Report

Case Activity
State Fiscal Year 2014
Summary

Task Force Name	New Cases Initiated	Assists to Other Agencies in Cases Initiated	Total
BUCHANAN CO DSF	470	123	593
CLAY CO DTF	195	111	306
CNET	99	24	123
COMET	912	87	999
EAST CENTRAL DTF	421	203	624
FRANKLIN CO NARC	227	19	246
JACKSON CO MJDTF	86	9	95
JASPER CO DTF	247	4	251
JEFFERSON CO MEG	326	70	396
KANSAS CITY MJDTF	361	0	361
LAFAYETTE CO NARC	77	4	81
LANEG	554	45	599
MEGADA	244	89	333
MID-MO MJDTF	370	65	435
MINERAL AREA DTF	154	31	185
MUSTANG	414	94	508
NEMO TF	212	34	246
NITRO	123	49	172
NOMO DTF	199	8	207
PLATTE CO MEG	137	43	180
SEMO DTF	575	9	584
SOUTH CENTRAL DTF	413	0	413
SOUTHWEST MO DTF	268	85	353
ST CHARLES CO DTF	587	83	670
ST LOUIS CO MJDTF	1,046	59	1,105
ST LOUIS METRO TF	551	1	552
Statewide	9,268	1,349	10,617

Arrest Activity
State Fiscal Year 2014
 Summary

Task Force Name	Individuals Arrested for Drug Related Charges	Drug Arrest Federal Indictment	Drug Arrest State Charges	Drug Arrest Ordinance Violations
BUCHANAN CO DSF	225	11	214	0
CLAY CO DTF	89	0	85	4
CNET	123	1	122	0
COMET	645	16	575	54
EAST CENTRAL DTF	217	3	214	0
FRANKLIN CO NARC	263	12	251	9
JACKSON CO MJDTF	119	85	26	8
JASPER CO DTF	190	1	132	0
JEFFERSON CO MEG	466	27	464	0
KANSAS CITY MJDTF	222	138	71	13
LAFAYETTE CO NARC	71	2	69	0
LANEG	313	3	313	0
MEGADA	143	3	72	68
MID-MO MJDTF	370	18	377	0
MINERAL AREA DTF	243	2	241	0
MUSTANG	265	6	259	0
NEMO TF	120	1	81	3
NITRO	70	41	29	0
NOMO DTF	94	4	90	0
PLATTE CO MEG	97	0	97	0
SEMO DTF	390	23	367	0
SOUTH CENTRAL DTF	115	2	113	0
SOUTHWEST MO DTF	101	5	96	0
ST CHARLES CO DTF	376	0	376	0
ST LOUIS CO MJDTF	619	78	521	12
ST LOUIS METRO TF	496	1	491	6
Statewide	6,442	483	5,746	177

Drug Buys, Reverse Drug Buys, Free Samples, and Informant Expenses
State Fiscal Year 2014
Summary

Task Force Name	Number Drug Buys	Amount Spent On Drug Buys	Number Reverse Drug Buys	Cash Received/		Value Free Samples Received	Amount Expended On Informants
				Seized Reverse Drug Buys	Number Free Samples Received		
BUCHANAN CO DSF	131	\$13,683.50	0	\$.00	1	\$250.00	\$13,131.50
CLAY CO DTF	46	\$9,108.00	0	\$.00	0	\$.00	\$2,086.78
CNET	58	\$3,840.00	2	\$.00	0	\$.00	\$2,966.00
COMET	133	\$14,179.00	0	\$.00	2	\$135.00	\$1,752.00
EAST CENTRAL DTF	83	\$7,540.00	0	\$.00	7	\$240.00	\$955.00
FRANKLIN CO NARC	6	\$1,775.00	0	\$.00	0	\$.00	\$825.00
JACKSON CO MJDTF	220	\$198,023.66	0	\$.00	0	\$.00	\$5,413.15
JASPER CO DTF	139	\$11,603.00	0	\$.00	0	\$.00	\$22,790.00
JEFFERSON CO MEG	47	\$3,940.00	0	\$.00	0	\$.00	\$.00
KANSAS CITY MJDTF	0	\$.00	0	\$.00	0	\$.00	\$.00
LAFAYETTE CO NARC	8	\$3,359.00	0	\$.00	0	\$.00	\$.00
LANEG	83	\$9,632.54	0	\$.00	0	\$.00	\$6,518.28
MEGADA	19	\$1,644.00	0	\$.00	0	\$.00	\$.00
MID-MO MJDTF	0	\$.00	0	\$.00	0	\$.00	\$.00
MINERAL AREA DTF	44	\$12,618.00	0	\$.00	0	\$.00	\$500.00
MUSTANG	254	\$27,482.00	0	\$.00	0	\$.00	\$7,902.62
NEMO TF	34	\$3,734.00	0	\$.00	1	\$25.00	\$75.00
NITRO	36	\$81,650.00	0	\$.00	0	\$.00	\$600.00
NOMO DTF	65	\$11,965.00	0	\$.00	4	\$180.00	\$20.00
PLATTE CO MEG	25	\$6,420.00	0	\$.00	0	\$.00	\$250.00
SEMO DTF	325	\$46,475.00	0	\$.00	0	\$.00	\$7,186.73
SOUTH CENTRAL DTF	211	\$70,224.20	0	\$.00	3	\$720.00	\$11,585.00
SOUTHWEST MO DTF	6	\$760.00	0	\$.00	0	\$.00	\$.00
ST CHARLES CO DTF	247	\$29,504.00	0	\$.00	0	\$.00	\$1,105.00
ST LOUIS CO MJDTF	255	\$21,930.00	0	\$.00	0	\$.00	\$6,045.00
ST LOUIS METRO TF	13	\$3,140.00	0	\$.00	0	\$.00	\$5,500.00
Statewide	2,488	\$594,229.90	2	\$.00	18	\$1,550.00	\$97,207.06

Drug Buys and Free Sample Breakdown
State Fiscal Year 2014
Summary
BUCHANAN CO DSF

Cocaine-Crack (grams)	.0000
Cocaine-Powder (grams)	14.0000
Ecstasy/MDMA (grams)	.0000
Hallucinogens LSD (doses)	.0000
Hallucinogens PCP (grams)	.0000
Heroin (grams)	173.2000
Marijuana (grams)	320.2000
Methamphetamine (grams)	319.0000
Prescription Pills (doses/pills)	355.0000
Psuedoephedrine/Ephedrine (grams)	.0000
Synthetics (grams)	.0000
Other (grams)	.0000

Drug Buys and Free Sample Breakdown
State Fiscal Year 2014
Summary
CLAY CO DTF

Cocaine-Crack (grams)	.0000
Cocaine-Powder (grams)	.0000
Ecstasy/MDMA (grams)	30.0000
Hallucinogens LSD (doses)	.0000
Hallucinogens PCP (grams)	.0000
Heroin (grams)	5.1400
Marijuana (grams)	621.6600
Methamphetamine (grams)	117.4300
Prescription Pills (doses/pills)	28.5000
Psuedoephedrine/Ephedrine (grams)	.0000
Synthetics (grams)	.0000
Other (grams)	21.3200

Drug Buys and Free Sample Breakdown
State Fiscal Year 2014
Summary
CNET

Cocaine-Crack (grams)	.0000
Cocaine-Powder (grams)	.0000
Ecstasy/MDMA (grams)	.0000
Hallucinogens LSD (doses)	25.0000
Hallucinogens PCP (grams)	.0000
Heroin (grams)	.0000
Marijuana (grams)	515.0000
Methamphetamine (grams)	249.8500
Prescription Pills (doses/pills)	262.0000
Psuedoephedrine/Ephedrine (grams)	.0000
Synthetics (grams)	.0000
Other (grams)	.0000

Drug Buys and Free Sample Breakdown
State Fiscal Year 2014

Summary
COMET

Cocaine-Crack (grams)	.0000
Cocaine-Powder (grams)	.0000
Ecstasy/MDMA (grams)	12.0000
Hallucinogens LSD (doses)	.0000
Hallucinogens PCP (grams)	.0000
Heroin (grams)	26.0000
Marijuana (grams)	1,983,869.2500
Methamphetamine (grams)	137.5500
Prescription Pills (doses/pills)	482.0000
Psuedoephedrine/Ephedrine (grams)	.0000
Synthetics (grams)	46.0000
Other (grams)	.0000

Drug Buys and Free Sample Breakdown
State Fiscal Year 2014
Summary
EAST CENTRAL DTF

Cocaine-Crack (grams)	1.5000
Cocaine-Powder (grams)	.5000
Ecstasy/MDMA (grams)	.0000
Hallucinogens LSD (doses)	.0000
Hallucinogens PCP (grams)	.0000
Heroin (grams)	3.0000
Marijuana (grams)	648.0000
Methamphetamine (grams)	63.0000
Prescription Pills (doses/pills)	310.0000
Psuedoephedrine/Ephedrine (grams)	.0000
Synthetics (grams)	91.0000
Other (grams)	2.5000

Drug Buys and Free Sample Breakdown
State Fiscal Year 2014
Summary
FRANKLIN CO NARC

Cocaine-Crack (grams)	.0000
Cocaine-Powder (grams)	.0000
Ecstasy/MDMA (grams)	.0000
Hallucinogens LSD (doses)	.0000
Hallucinogens PCP (grams)	.0000
Heroin (grams)	.0000
Marijuana (grams)	.0000
Methamphetamine (grams)	82.0000
Prescription Pills (doses/pills)	.0000
Psuedoephedrine/Ephedrine (grams)	.0000
Synthetics (grams)	.0000
Other (grams)	9.6000

Drug Buys and Free Sample Breakdown
State Fiscal Year 2014
Summary
JACKSON CO MJDTF

Cocaine-Crack (grams)	29.0000
Cocaine-Powder (grams)	2,723.5600
Ecstasy/MDMA (grams)	.0000
Hallucinogens LSD (doses)	.0000
Hallucinogens PCP (grams)	.0000
Heroin (grams)	128.9400
Marijuana (grams)	73,867.4800
Methamphetamine (grams)	7,791.6800
Prescription Pills (doses/pills)	57.0000
Psuedoephedrine/Ephedrine (grams)	.0000
Synthetics (grams)	105,182.6000
Other (grams)	.0000

Drug Buys and Free Sample Breakdown
State Fiscal Year 2014
Summary
JASPER CO DTF

Cocaine-Crack (grams)	12.9000
Cocaine-Powder (grams)	.5000
Ecstasy/MDMA (grams)	3.0000
Hallucinogens LSD (doses)	.0000
Hallucinogens PCP (grams)	.0000
Heroin (grams)	.0000
Marijuana (grams)	218.5700
Methamphetamine (grams)	81.7000
Prescription Pills (doses/pills)	87.0000
Psuedoephedrine/Ephedrine (grams)	.0000
Synthetics (grams)	.0000
Other (grams)	.0000

Drug Buys and Free Sample Breakdown
State Fiscal Year 2014
Summary
JEFFERSON CO MEG

Cocaine-Crack (grams)	.0000
Cocaine-Powder (grams)	.0000
Ecstasy/MDMA (grams)	.0000
Hallucinogens LSD (doses)	.0000
Hallucinogens PCP (grams)	.0000
Heroin (grams)	3.7000
Marijuana (grams)	113.0000
Methamphetamine (grams)	10.0500
Prescription Pills (doses/pills)	5.0000
Psuedoephedrine/Ephedrine (grams)	.0000
Synthetics (grams)	.0000
Other (grams)	10.0000

Drug Buys and Free Sample Breakdown
State Fiscal Year 2014
Summary
KANSAS CITY MJDTF

Cocaine-Crack (grams)	.0000
Cocaine-Powder (grams)	.0000
Ecstasy/MDMA (grams)	.0000
Hallucinogens LSD (doses)	.0000
Hallucinogens PCP (grams)	.0000
Heroin (grams)	.0000
Marijuana (grams)	.0000
Methamphetamine (grams)	.0000
Prescription Pills (doses/pills)	.0000
Psuedoephedrine/Ephedrine (grams)	.0000
Synthetics (grams)	.0000
Other (grams)	.0000

Drug Buys and Free Sample Breakdown
State Fiscal Year 2014
Summary
LAFAYETTE CO NARC

Cocaine-Crack (grams)	.0000
Cocaine-Powder (grams)	.0000
Ecstasy/MDMA (grams)	5.0000
Hallucinogens LSD (doses)	.0000
Hallucinogens PCP (grams)	.0000
Heroin (grams)	2.0000
Marijuana (grams)	28.0000
Methamphetamine (grams)	54.0000
Prescription Pills (doses/pills)	13.0000
Psuedoephedrine/Ephedrine (grams)	.0000
Synthetics (grams)	.0000
Other (grams)	.0000

Drug Buys and Free Sample Breakdown
State Fiscal Year 2014
Summary
LANEG

Cocaine-Crack (grams)	1.0000
Cocaine-Powder (grams)	3.5000
Ecstasy/MDMA (grams)	.0000
Hallucinogens LSD (doses)	.0000
Hallucinogens PCP (grams)	.0000
Heroin (grams)	4.5500
Marijuana (grams)	150.2500
Methamphetamine (grams)	83.2500
Prescription Pills (doses/pills)	99.0000
Psuedoephedrine/Ephedrine (grams)	.0000
Synthetics (grams)	25.0000
Other (grams)	.0000

Drug Buys and Free Sample Breakdown
State Fiscal Year 2014
Summary
MEGADA

Cocaine-Crack (grams)	5.5000
Cocaine-Powder (grams)	.0000
Ecstasy/MDMA (grams)	.0000
Hallucinogens LSD (doses)	.0000
Hallucinogens PCP (grams)	.0000
Heroin (grams)	2.0000
Marijuana (grams)	315.0000
Methamphetamine (grams)	.0000
Prescription Pills (doses/pills)	.0000
Psuedoephedrine/Ephedrine (grams)	.0000
Synthetics (grams)	.0000
Other (grams)	.0000

Drug Buys and Free Sample Breakdown
State Fiscal Year 2014
Summary
MID-MO MJDTF

Cocaine-Crack (grams)	.0000
Cocaine-Powder (grams)	51.0000
Ecstasy/MDMA (grams)	.0000
Hallucinogens LSD (doses)	.0000
Hallucinogens PCP (grams)	.0000
Heroin (grams)	40.0000
Marijuana (grams)	2,776.0000
Methamphetamine (grams)	675.0000
Prescription Pills (doses/pills)	698.0000
Psuedoephedrine/Ephedrine (grams)	.0000
Synthetics (grams)	.0000
Other (grams)	10.0000

Drug Buys and Free Sample Breakdown
State Fiscal Year 2014
Summary
MINERAL AREA DTF

Cocaine-Crack (grams)	.0000
Cocaine-Powder (grams)	.0000
Ecstasy/MDMA (grams)	.0000
Hallucinogens LSD (doses)	.0000
Hallucinogens PCP (grams)	.0000
Heroin (grams)	8.7500
Marijuana (grams)	259.2500
Methamphetamine (grams)	70.8000
Prescription Pills (doses/pills)	353.0000
Psuedoephedrine/Ephedrine (grams)	162.4000
Synthetics (grams)	.0000
Other (grams)	.0000

Drug Buys and Free Sample Breakdown
State Fiscal Year 2014
Summary
MUSTANG

Cocaine-Crack (grams)	94.6000
Cocaine-Powder (grams)	72.5000
Ecstasy/MDMA (grams)	1.0000
Hallucinogens LSD (doses)	.0000
Hallucinogens PCP (grams)	.0000
Heroin (grams)	12.8000
Marijuana (grams)	1,352.7500
Methamphetamine (grams)	80.5000
Prescription Pills (doses/pills)	286.0000
Psuedoephedrine/Ephedrine (grams)	.0000
Synthetics (grams)	68.0000
Other (grams)	.0000

Drug Buys and Free Sample Breakdown
State Fiscal Year 2014
Summary
NEMO TF

Cocaine-Crack (grams)	29.6000
Cocaine-Powder (grams)	29.8000
Ecstasy/MDMA (grams)	.0000
Hallucinogens LSD (doses)	.0000
Hallucinogens PCP (grams)	.0000
Heroin (grams)	.0000
Marijuana (grams)	617.7000
Methamphetamine (grams)	6.3000
Prescription Pills (doses/pills)	75.0000
Pseudoephedrine/Ephedrine (grams)	.0000
Synthetics (grams)	49.0000
Other (grams)	.0000

Drug Buys and Free Sample Breakdown
State Fiscal Year 2014
Summary
NITRO

Cocaine-Crack (grams)	76.5000
Cocaine-Powder (grams)	69.0000
Ecstasy/MDMA (grams)	.0000
Hallucinogens LSD (doses)	.0000
Hallucinogens PCP (grams)	.0000
Heroin (grams)	393.9000
Marijuana (grams)	56.0000
Methamphetamine (grams)	480.2600
Prescription Pills (doses/pills)	.0000
Psuedoephedrine/Ephedrine (grams)	.0000
Synthetics (grams)	.0000
Other (grams)	.0000

Drug Buys and Free Sample Breakdown

State Fiscal Year 2014

Summary

NOMO DTF

Cocaine-Crack (grams)	.5000
Cocaine-Powder (grams)	.0000
Ecstasy/MDMA (grams)	.0000
Hallucinogens LSD (doses)	.0000
Hallucinogens PCP (grams)	.0000
Heroin (grams)	.0000
Marijuana (grams)	199.8500
Methamphetamine (grams)	153.1500
Prescription Pills (doses/pills)	113.0000
Psuedoephedrine/Ephedrine (grams)	.0000
Synthetics (grams)	57.4000
Other (grams)	100.0000

Drug Buys and Free Sample Breakdown
State Fiscal Year 2014
Summary
PLATTE CO MEG

Cocaine-Crack (grams)	.0000
Cocaine-Powder (grams)	2.2000
Ecstasy/MDMA (grams)	.0000
Hallucinogens LSD (doses)	.0000
Hallucinogens PCP (grams)	.0000
Heroin (grams)	3.0500
Marijuana (grams)	551.1000
Methamphetamine (grams)	2.4000
Prescription Pills (doses/pills)	.0000
Psuedoephedrine/Ephedrine (grams)	.0000
Synthetics (grams)	.0000
Other (grams)	.0000

Drug Buys and Free Sample Breakdown
State Fiscal Year 2014

Summary
SEMO DTF

Cocaine-Crack (grams)	8.1000
Cocaine-Powder (grams)	18.7000
Ecstasy/MDMA (grams)	.0000
Hallucinogens LSD (doses)	.0000
Hallucinogens PCP (grams)	.0000
Heroin (grams)	3.3500
Marijuana (grams)	632.7000
Methamphetamine (grams)	743.4500
Prescription Pills (doses/pills)	744.0000
Psuedoephedrine/Ephedrine (grams)	.0000
Synthetics (grams)	.0000
Other (grams)	.0000

Drug Buys and Free Sample Breakdown
State Fiscal Year 2014
Summary
SOUTH CENTRAL DTF

Cocaine-Crack (grams)	.0000
Cocaine-Powder (grams)	.0000
Ecstasy/MDMA (grams)	.0000
Hallucinogens LSD (doses)	.0000
Hallucinogens PCP (grams)	.0000
Heroin (grams)	15.8000
Marijuana (grams)	2,149.6000
Methamphetamine (grams)	636.4000
Prescription Pills (doses/pills)	904.0000
Psuedoephedrine/Ephedrine (grams)	.0000
Synthetics (grams)	15.0000
Other (grams)	10.0000

Drug Buys and Free Sample Breakdown
State Fiscal Year 2014
Summary
SOUTHWEST MO DTF

Cocaine-Crack (grams)	.0000
Cocaine-Powder (grams)	.0000
Ecstasy/MDMA (grams)	.0000
Hallucinogens LSD (doses)	.0000
Hallucinogens PCP (grams)	.0000
Heroin (grams)	.0000
Marijuana (grams)	15.5000
Methamphetamine (grams)	7.0000
Prescription Pills (doses/pills)	4.0000
Psuedoephedrine/Ephedrine (grams)	.0000
Synthetics (grams)	5.5000
Other (grams)	1.0000

Drug Buys and Free Sample Breakdown
State Fiscal Year 2014
Summary
ST CHARLES CO DTF

Cocaine-Crack (grams)	10.3000
Cocaine-Powder (grams)	61.3190
Ecstasy/MDMA (grams)	11.3500
Hallucinogens LSD (doses)	.0000
Hallucinogens PCP (grams)	.0000
Heroin (grams)	89.8770
Marijuana (grams)	967.8608
Methamphetamine (grams)	12.1000
Prescription Pills (doses/pills)	825.7500
Psuedoephedrine/Ephedrine (grams)	.0000
Synthetics (grams)	23.5000
Other (grams)	.0000

Drug Buys and Free Sample Breakdown
State Fiscal Year 2014
Summary
ST LOUIS CO MJDTF

Cocaine-Crack (grams)	4,572.5000
Cocaine-Powder (grams)	120.0000
Ecstasy/MDMA (grams)	110.5000
Hallucinogens LSD (doses)	.0000
Hallucinogens PCP (grams)	.0000
Heroin (grams)	347.7500
Marijuana (grams)	33,680.0000
Methamphetamine (grams)	9,638.5000
Prescription Pills (doses/pills)	225.0000
Psuedoephedrine/Ephedrine (grams)	13.9200
Synthetics (grams)	.0000
Other (grams)	231.0000

Drug Buys and Free Sample Breakdown
State Fiscal Year 2014
Summary
ST LOUIS METRO TF

Cocaine-Crack (grams)	84.7000
Cocaine-Powder (grams)	28.0000
Ecstasy/MDMA (grams)	.0000
Hallucinogens LSD (doses)	.0000
Hallucinogens PCP (grams)	.0000
Heroin (grams)	8.8000
Marijuana (grams)	.0000
Methamphetamine (grams)	.0000
Prescription Pills (doses/pills)	20.0000
Psuedoephedrine/Ephedrine (grams)	.0000
Synthetics (grams)	.0000
Other (grams)	.0000

Drug Buys and Free Sample Breakdown
State Fiscal Year 2014
Summary
Statewide

Cocaine-Crack (grams)	4,926.7000
Cocaine-Powder (grams)	3,194.5790
Ecstasy/MDMA (grams)	172.8500
Hallucinogens LSD (doses)	25.0000
Hallucinogens PCP (grams)	.0000
Heroin (grams)	1,272.6070
Marijuana (grams)	2,103,924.7208
Methamphetamine (grams)	21,495.3700
Prescription Pills (doses/pills)	5,946.2500
Psuedoephedrine/Ephedrine (grams)	176.3200
Synthetics (grams)	105,563.0000
Other (grams)	395.4200

Search Warrants
State Fiscal Year 2014
 Summary

Task Force Name	Search Warrants			
	Search Warrants Applied For	Search Warrants Served	Resulting in Drug-Related Seizures	Consent Searches Conducted
BUCHANAN CO DSF	42	42	42	127
CLAY CO DTF	6	6	6	23
CNET	16	16	16	19
COMET	159	159	158	131
EAST CENTRAL DTF	113	112	90	44
FRANKLIN CO NARC	27	27	27	69
JACKSON CO MJDTF	87	87	79	55
JASPER CO DTF	81	68	68	64
JEFFERSON CO MEG	67	57	58	103
KANSAS CITY MJDTF	62	62	61	2,531
LAFAYETTE CO NARC	11	11	9	9
LANEG	116	105	107	135
MEGADA	7	7	6	33
MID-MO MJDTF	80	77	77	98
MINERAL AREA DTF	6	6	6	79
MUSTANG	50	48	48	11
NEMO TF	41	39	31	68
NITRO	39	38	16	29
NOMO DTF	34	34	33	14
PLATTE CO MEG	20	20	18	28
SEMO DTF	137	137	134	101
SOUTH CENTRAL DTF	47	47	45	23
SOUTHWEST MO DTF	12	12	12	116
ST CHARLES CO DTF	91	90	90	86
ST LOUIS CO MJDTF	65	69	23	224
ST LOUIS METRO TF	108	108	103	37
Statewide	1,524	1,484	1,363	4,257

Eradicated Marijuana Plants
State Fiscal Year 2014
 Summary

Task Force Name	Number Indoor Plants	Number Outdoor Plants	Total
BUCHANAN CO DSF	22	20	42
CLAY CO DTF	6	10	16
CNET	65	7	72
COMET	426	72	498
EAST CENTRAL DTF	8	3	11
FRANKLIN CO NARC	69	0	69
JACKSON CO MJDTF	704	0	704
JASPER CO DTF	19	110	129
JEFFERSON CO MEG	323	0	323
KANSAS CITY MJDTF	0	0	0
LAFAYETTE CO NARC	18	34	52
LANEG	36	7	43
MEGADA	13	19	32
MID-MO MJDTF	28	8	36
MINERAL AREA DTF	37	100	137
MUSTANG	43	0	43
NEMO TF	44	0	44
NITRO	0	62	62
NOMO DTF	8	17	25
PLATTE CO MEG	69	0	69
SEMO DTF	127	0	127
SOUTH CENTRAL DTF	269	232	501
SOUTHWEST MO DTF	60	6	66
ST CHARLES CO DTF	6	0	6
ST LOUIS CO MJDTF	234	180	414
ST LOUIS METRO TF	221	0	221
Statewide	2,855	887	3,742

Methamphetamine Labs
State Fiscal Year 2014
 Summary

Task Force Name	Methamphetamine Labs Seized
BUCHANAN CO DSF	1
CLAY CO DTF	1
CNET	4
COMET	80
EAST CENTRAL DTF	46
FRANKLIN CO NARC	40
JACKSON CO MJDTF	0
JASPER CO DTF	31
JEFFERSON CO MEG	204
KANSAS CITY MJDTF	0
LAFAYETTE CO NARC	2
LANEG	85
MEGADA	2
MID-MO MJDTF	18
MINERAL AREA DTF	61
MUSTANG	0
NEMO TF	54
NITRO	1
NOMO DTF	8
PLATTE CO MEG	0
SEMO DTF	41
SOUTH CENTRAL DTF	63
SOUTHWEST MO DTF	38
ST CHARLES CO DTF	112
ST LOUIS CO MJDTF	147
ST LOUIS METRO TF	27
Statewide	1,066

Drug Seizure Values
State Fiscal Year 2014
 Summary

Task Force Name	Seizure Value Interdiction	Seizure Value Non-Interdiction	Total
BUCHANAN CO DSF	\$168,908.00	\$251,860.00	\$420,768.00
CLAY CO DTF	\$174,845.00	\$193,755.00	\$368,600.00
CNET	\$15,400.00	\$22,482.00	\$37,882.00
COMET	\$.00	\$5,853,612.58	\$5,853,612.58
EAST CENTRAL DTF	\$420,005.00	\$1,188,125.00	\$1,608,130.00
FRANKLIN CO NARC	\$2,688,000.00	\$97,995.00	\$2,785,995.00
JACKSON CO MJDTF	\$2,833,646.93	\$7,039,010.80	\$9,872,657.73
JASPER CO DTF	\$.00	\$1,019,608.00	\$1,019,608.00
JEFFERSON CO MEG	\$.00	\$1,614,980.00	\$1,614,980.00
KANSAS CITY MJDTF	\$43,001,980.00	\$.00	\$43,001,980.00
LAFAYETTE CO NARC	\$65,200.00	\$25,580.00	\$90,780.00
LANEG	\$.00	\$1,019,807.00	\$1,019,807.00
MEGADA	\$266,460.00	\$1,883,320.00	\$2,149,780.00
MID-MO MJDTF	\$.00	\$444,000.00	\$444,000.00
MINERAL AREA DTF	\$.00	\$47,608.00	\$47,608.00
MUSTANG	\$.00	\$300,939.00	\$300,939.00
NEMO TF	\$75,753.00	\$144,169.29	\$219,922.29
NITRO	\$6,000.00	\$15,650.00	\$21,650.00
NOMO DTF	\$.00	\$36,865.00	\$36,865.00
PLATTE CO MEG	\$1,511,520.00	\$22,034.00	\$1,533,554.00
SEMO DTF	\$1,958,694.00	\$463,896.00	\$2,422,590.00
SOUTH CENTRAL DTF	\$.00	\$313,149.88	\$313,149.88
SOUTHWEST MO DTF	\$459,520.00	\$108,662.00	\$568,182.00
ST CHARLES CO DTF	\$327,080.00	\$232,759.00	\$559,839.00
ST LOUIS CO MJDTF	\$1,760,188.00	\$2,694,440.00	\$4,454,628.00
ST LOUIS METRO TF	\$.00	\$3,449,488.84	\$3,449,488.84
Statewide	\$55,733,199.93	\$28,483,796.39	\$84,216,996.32

Drug Seizure Breakdown by Task Force
State Fiscal Year 2014
 Summary
 BUCHANAN CO DSF

	Interdiction Seizure Method	Non-Interdiction Seizure Method	Total
Cocaine-Crack (grams)	.0000	39.4500	39.4500
Cocaine-Powder (grams)	.0000	16.0000	16.0000
Ecstasy/MDMA (grams)	.0000	20.2600	20.2600
Hallucinogens LSD (doses)	.0000	382.0000	382.0000
Hallucinogens PCP (grams)	.0000	64.0000	64.0000
Heroin (grams)	.0000	160.6000	160.6000
Marijuana (grams)	54,756.7529	2,616.9140	57,373.6669
Methamphetamine (grams)	49.0000	708.2600	757.2600
Prescription Pills (doses/pills)	.0000	687.0000	687.0000
Psilocybin (grams)	.0000	.0000	.0000
Psuedoephedrine/Ephedrine (grams)	.0000	.0000	.0000
Synthetics (grams)	.0000	579.7000	579.7000
Other (grams)	.0000	23.0000	23.0000

Drug Seizure Breakdown by Task Force
State Fiscal Year 2014
 Summary
 CLAY CO DTF

	Interdiction Seizure Method	Non-Interdiction Seizure Method	Total
Cocaine-Crack (grams)	.0000	.0000	.0000
Cocaine-Powder (grams)	.0000	3.5900	3.5900
Ecstasy/MDMA (grams)	.0000	.0000	.0000
Hallucinogens LSD (doses)	.0000	.0000	.0000
Hallucinogens PCP (grams)	.0000	.0000	.0000
Heroin (grams)	.0000	7.1000	7.1000
Marijuana (grams)	29,817.7200	1,605.5300	31,423.2500
Methamphetamine (grams)	.0000	472.5400	472.5400
Prescription Pills (doses/pills)	.0000	499.0000	499.0000
Psilocybin (grams)	.0000	.0000	.0000
Psuedoephedrine/Ephedrine (grams)	.0000	.0000	.0000
Synthetics (grams)	.0000	.0000	.0000
Other (grams)	.0000	4,932.0000	4,932.0000

Drug Seizure Breakdown by Task Force
State Fiscal Year 2014
 Summary
 CNET

	Interdiction Seizure Method	Non-Interdiction Seizure Method	Total
Cocaine-Crack (grams)	.0000	.0000	.0000
Cocaine-Powder (grams)	.0000	6.0000	6.0000
Ecstasy/MDMA (grams)	.0000	.0000	.0000
Hallucinogens LSD (doses)	.0000	.0000	.0000
Hallucinogens PCP (grams)	.0000	.0000	.0000
Heroin (grams)	.0000	.0000	.0000
Marijuana (grams)	350.0000	30,326.0000	30,676.0000
Methamphetamine (grams)	144.0000	273.2500	417.2500
Prescription Pills (doses/pills)	.0000	105.0000	105.0000
Psilocybin (grams)	.0000	.0000	.0000
Psuedoephedrine/Ephedrine (grams)	.0000	.0000	.0000
Synthetics (grams)	.0000	.0000	.0000
Other (grams)	.0000	.0000	.0000

Drug Seizure Breakdown by Task Force
State Fiscal Year 2014
 Summary
 COMET

	Interdiction Seizure	Non-Interdiction Seizure	
	Method	Method	Total
Cocaine-Crack (grams)	.0000	8.0000	8.0000
Cocaine-Powder (grams)	.0000	.0000	.0000
Ecstasy/MDMA (grams)	.0000	463.5900	463.5900
Hallucinogens LSD (doses)	.0000	828.0000	828.0000
Hallucinogens PCP (grams)	.0000	163.0000	163.0000
Heroin (grams)	.0000	20.0000	20.0000
Marijuana (grams)	.0000	169,494.0710	169,494.0710
Methamphetamine (grams)	.0000	1,868.6080	1,868.6080
Prescription Pills (doses/pills)	.0000	1,257.0000	1,257.0000
Psilocybin (grams)	.0000	5.0000	5.0000
Psuedoephedrine/Ephedrine (grams)	.0000	53.0000	53.0000
Synthetics (grams)	.0000	2,043.3440	2,043.3440
Other (grams)	.0000	99.1400	99.1400

Drug Seizure Breakdown by Task Force
State Fiscal Year 2014
 Summary
 EAST CENTRAL DTF

	Interdiction Seizure Method	Non-Interdiction Seizure Method	Total
Cocaine-Crack (grams)	.0000	7.5000	7.5000
Cocaine-Powder (grams)	3.0000	7.0000	10.0000
Ecstasy/MDMA (grams)	.0000	.0000	.0000
Hallucinogens LSD (doses)	.0000	.0000	.0000
Hallucinogens PCP (grams)	.0000	.0000	.0000
Heroin (grams)	.0000	10.2500	10.2500
Marijuana (grams)	54,950.0000	5,280.5000	60,230.5000
Methamphetamine (grams)	2.0000	6,153.2500	6,155.2500
Prescription Pills (doses/pills)	83.0000	821.0000	904.0000
Psilocybin (grams)	.0000	2,278.0000	2,278.0000
Psuedoephedrine/Ephedrine (grams)	.0000	30.7800	30.7800
Synthetics (grams)	4.0000	18,537.5000	18,541.5000
Other (grams)	.0000	.0000	.0000

Drug Seizure Breakdown by Task Force
State Fiscal Year 2014
 Summary
 FRANKLIN CO NARC

	Interdiction Seizure	Non-Interdiction Seizure	Total
	Method	Method	
Cocaine-Crack (grams)	.0000	7.0000	7.0000
Cocaine-Powder (grams)	.0000	1.0000	1.0000
Ecstasy/MDMA (grams)	.0000	.0000	.0000
Hallucinogens LSD (doses)	.0000	10.0000	10.0000
Hallucinogens PCP (grams)	.0000	.0000	.0000
Heroin (grams)	.0000	30.7500	30.7500
Marijuana (grams)	258,432.0000	7,957.0000	266,389.0000
Methamphetamine (grams)	.0000	2,347.0000	2,347.0000
Prescription Pills (doses/pills)	.0000	311.0000	311.0000
Psilocybin (grams)	.0000	6.0000	6.0000
Psuedoephedrine/Ephedrine (grams)	.0000	74.0000	74.0000
Synthetics (grams)	.0000	40.0000	40.0000
Other (grams)	.0000	.0000	.0000

Drug Seizure Breakdown by Task Force
State Fiscal Year 2014
 Summary
 JACKSON CO MJDTF

	Interdiction Seizure Method	Non-Interdiction Seizure Method	Total
Cocaine-Crack (grams)	56.0000	.0000	56.0000
Cocaine-Powder (grams)	2,145.4300	1,029.9000	3,175.3300
Ecstasy/MDMA (grams)	.0000	.0000	.0000
Hallucinogens LSD (doses)	.0000	.0000	.0000
Hallucinogens PCP (grams)	29.5000	.0000	29.5000
Heroin (grams)	8.2400	8,400.0000	8,408.2400
Marijuana (grams)	339,771.9900	8,825.4000	348,597.3900
Methamphetamine (grams)	82,220.6200	54,738.3800	136,959.0000
Prescription Pills (doses/pills)	567.0000	4.5000	571.5000
Psilocybin (grams)	.0000	.0000	.0000
Psuedoephedrine/Ephedrine (grams)	.0000	.0000	.0000
Synthetics (grams)	123,349.4000	45.0000	123,394.4000
Other (grams)	.0000	.0000	.0000

Drug Seizure Breakdown by Task Force
State Fiscal Year 2014
 Summary
 JASPER CO DTF

	Interdiction Seizure Method	Non-Interdiction Seizure Method	Total
Cocaine-Crack (grams)	.0000	28.8000	28.8000
Cocaine-Powder (grams)	.0000	4,005.3000	4,005.3000
Ecstasy/MDMA (grams)	.0000	189.0000	189.0000
Hallucinogens LSD (doses)	.0000	.0000	.0000
Hallucinogens PCP (grams)	.0000	.0000	.0000
Heroin (grams)	.0000	.0000	.0000
Marijuana (grams)	.0000	23,694.2700	23,694.2700
Methamphetamine (grams)	.0000	2,321.1500	2,321.1500
Prescription Pills (doses/pills)	.0000	1,260.0000	1,260.0000
Psilocybin (grams)	.0000	96.0000	96.0000
Psuedoephedrine/Ephedrine (grams)	.0000	6.8000	6.8000
Synthetics (grams)	.0000	.0000	.0000
Other (grams)	.0000	.0000	.0000

Drug Seizure Breakdown by Task Force
State Fiscal Year 2014
 Summary
 JEFFERSON CO MEG

	Interdiction Seizure Method	Non-Interdiction Seizure Method	Total
Cocaine-Crack (grams)	.0000	.0000	.0000
Cocaine-Powder (grams)	.0000	.0000	.0000
Ecstasy/MDMA (grams)	.0000	.0000	.0000
Hallucinogens LSD (doses)	.0000	.0000	.0000
Hallucinogens PCP (grams)	.0000	.0000	.0000
Heroin (grams)	.0000	34.6000	34.6000
Marijuana (grams)	.0000	49,218.0000	49,218.0000
Methamphetamine (grams)	.0000	316.5000	316.5000
Prescription Pills (doses/pills)	.0000	762.0000	762.0000
Psilocybin (grams)	.0000	.0000	.0000
Psuedoephedrine/Ephedrine (grams)	.0000	138.8000	138.8000
Synthetics (grams)	.0000	13.0000	13.0000
Other (grams)	.0000	34.0000	34.0000

Drug Seizure Breakdown by Task Force
State Fiscal Year 2014
 Summary
 KANSAS CITY MJDTF

	Interdiction Seizure Method	Non-Interdiction Seizure Method	Total
Cocaine-Crack (grams)	1.0000	.0000	1.0000
Cocaine-Powder (grams)	69,402.0000	.0000	69,402.0000
Ecstasy/MDMA (grams)	12,112.0000	.0000	12,112.0000
Hallucinogens LSD (doses)	2.0000	.0000	2.0000
Hallucinogens PCP (grams)	1,000.0000	.0000	1,000.0000
Heroin (grams)	15,086.0000	.0000	15,086.0000
Marijuana (grams)	1,586,148.0000	.0000	1,586,148.0000
Methamphetamine (grams)	54,996.0000	.0000	54,996.0000
Prescription Pills (doses/pills)	1,427.0000	.0000	1,427.0000
Psilocybin (grams)	1.0000	.0000	1.0000
Psuedoephedrine/Ephedrine (grams)	.0000	.0000	.0000
Synthetics (grams)	2,746.0000	.0000	2,746.0000
Other (grams)	4,740.0000	.0000	4,740.0000

Drug Seizure Breakdown by Task Force
State Fiscal Year 2014
 Summary
 LAFAYETTE CO NARC

	Interdiction Seizure	Non-Interdiction Seizure	Total
	Method	Method	
Cocaine-Crack (grams)	.0000	.0000	.0000
Cocaine-Powder (grams)	.0000	.0000	.0000
Ecstasy/MDMA (grams)	.0000	4.0000	4.0000
Hallucinogens LSD (doses)	.0000	.0000	.0000
Hallucinogens PCP (grams)	.0000	.0000	.0000
Heroin (grams)	1.0000	.0000	1.0000
Marijuana (grams)	16,844.0000	294.0000	17,138.0000
Methamphetamine (grams)	.0000	78.5000	78.5000
Prescription Pills (doses/pills)	.0000	244.0000	244.0000
Psilocybin (grams)	.0000	56.0000	56.0000
Psuedoephedrine/Ephedrine (grams)	.0000	.0000	.0000
Synthetics (grams)	.0000	.0000	.0000
Other (grams)	.0000	.0000	.0000

Drug Seizure Breakdown by Task Force
State Fiscal Year 2014
 Summary
 LANEg

	Interdiction Seizure Method	Non-Interdiction Seizure Method	Total
Cocaine-Crack (grams)	.0000	.0000	.0000
Cocaine-Powder (grams)	.0000	151.5900	151.5900
Ecstasy/MDMA (grams)	.0000	21.0000	21.0000
Hallucinogens LSD (doses)	.0000	80.0000	80.0000
Hallucinogens PCP (grams)	.0000	.0000	.0000
Heroin (grams)	.0000	4.1000	4.1000
Marijuana (grams)	.0000	12,024.0000	12,024.0000
Methamphetamine (grams)	.0000	7,725.6500	7,725.6500
Prescription Pills (doses/pills)	.0000	500.5000	500.5000
Psilocybin (grams)	.0000	5.5000	5.5000
Psuedoephedrine/Ephedrine (grams)	.0000	319.4400	319.4400
Synthetics (grams)	.0000	97.5000	97.5000
Other (grams)	.0000	.0000	.0000

Drug Seizure Breakdown by Task Force
State Fiscal Year 2014
 Summary
 MEGADA

	Interdiction Seizure Method	Non-Interdiction Seizure Method	Total
Cocaine-Crack (grams)	.0000	99.3700	99.3700
Cocaine-Powder (grams)	.0000	2,307.6000	2,307.6000
Ecstasy/MDMA (grams)	.0000	12.0000	12.0000
Hallucinogens LSD (doses)	.0000	.0000	.0000
Hallucinogens PCP (grams)	.0000	.2500	.2500
Heroin (grams)	.0000	141.7500	141.7500
Marijuana (grams)	48,080.7500	162,611.8300	210,692.5800
Methamphetamine (grams)	226.7900	5.0000	231.7900
Prescription Pills (doses/pills)	.0000	44.0000	44.0000
Psilocybin (grams)	.0000	21.0000	21.0000
Psuedoephedrine/Ephedrine (grams)	.0000	.0000	.0000
Synthetics (grams)	.0000	.0000	.0000
Other (grams)	.0000	.0000	.0000

Drug Seizure Breakdown by Task Force
State Fiscal Year 2014
 Summary
 MID-MO MJDTF

	Interdiction Seizure Method	Non-Interdiction Seizure Method	Total
Cocaine-Crack (grams)	.0000	.0000	.0000
Cocaine-Powder (grams)	.0000	58.0000	58.0000
Ecstasy/MDMA (grams)	.0000	1.0000	1.0000
Hallucinogens LSD (doses)	.0000	60.0000	60.0000
Hallucinogens PCP (grams)	.0000	.0000	.0000
Heroin (grams)	.0000	57.0000	57.0000
Marijuana (grams)	.0000	13,997.0000	13,997.0000
Methamphetamine (grams)	.0000	3,095.0000	3,095.0000
Prescription Pills (doses/pills)	.0000	4,742.0000	4,742.0000
Psilocybin (grams)	.0000	10.0000	10.0000
Pseudoephedrine/Ephedrine (grams)	.0000	10.0000	10.0000
Synthetics (grams)	.0000	101.0000	101.0000
Other (grams)	.0000	154.0000	154.0000

Drug Seizure Breakdown by Task Force
State Fiscal Year 2014
 Summary
 MINERAL AREA DTF

	Interdiction Seizure	Non-Interdiction Seizure	
	Method	Method	Total
Cocaine-Crack (grams)	.0000	.0000	.0000
Cocaine-Powder (grams)	.0000	.0000	.0000
Ecstasy/MDMA (grams)	.0000	.0000	.0000
Hallucinogens LSD (doses)	.0000	.0000	.0000
Hallucinogens PCP (grams)	.0000	.0000	.0000
Heroin (grams)	.0000	19.5000	19.5000
Marijuana (grams)	.0000	9,548.0000	9,548.0000
Methamphetamine (grams)	.0000	1,731.2500	1,731.2500
Prescription Pills (doses/pills)	.0000	295.0000	295.0000
Psilocybin (grams)	.0000	.0000	.0000
Psuedoephedrine/Ephedrine (grams)	.0000	160.0000	160.0000
Synthetics (grams)	.0000	.0000	.0000
Other (grams)	.0000	.0000	.0000

Drug Seizure Breakdown by Task Force
State Fiscal Year 2014
 Summary
 MUSTANG

	Interdiction Seizure Method	Non-Interdiction Seizure Method	Total
Cocaine-Crack (grams)	.0000	75.3000	75.3000
Cocaine-Powder (grams)	.0000	17.0000	17.0000
Ecstasy/MDMA (grams)	.0000	.0000	.0000
Hallucinogens LSD (doses)	.0000	.0000	.0000
Hallucinogens PCP (grams)	.0000	.0000	.0000
Heroin (grams)	.0000	57.7000	57.7000
Marijuana (grams)	.0000	4,761.8000	4,761.8000
Methamphetamine (grams)	.0000	1,548.3000	1,548.3000
Prescription Pills (doses/pills)	.0000	315.0000	315.0000
Psilocybin (grams)	.0000	2,100.0000	2,100.0000
Psuedoephedrine/Ephedrine (grams)	.0000	.0000	.0000
Synthetics (grams)	.0000	2,976.0000	2,976.0000
Other (grams)	.0000	5.0000	5.0000

Drug Seizure Breakdown by Task Force
State Fiscal Year 2014
 Summary
 NEMO TF

	Interdiction Seizure Method	Non-Interdiction Seizure Method	Total
Cocaine-Crack (grams)	.0000	12.1000	12.1000
Cocaine-Powder (grams)	.0000	2.6000	2.6000
Ecstasy/MDMA (grams)	.0000	.0000	.0000
Hallucinogens LSD (doses)	.0000	.0000	.0000
Hallucinogens PCP (grams)	.0000	306.2000	306.2000
Heroin (grams)	.0000	119.5000	119.5000
Marijuana (grams)	4,121.6000	2,224.8500	6,346.4500
Methamphetamine (grams)	.0000	30.1000	30.1000
Prescription Pills (doses/pills)	.0000	22.5000	22.5000
Psilocybin (grams)	.0000	5.1000	5.1000
Psuedoephedrine/Ephedrine (grams)	.0000	.0000	.0000
Synthetics (grams)	166.0000	904.5000	1,070.5000
Other (grams)	216.7200	.0000	216.7200

Drug Seizure Breakdown by Task Force
State Fiscal Year 2014
 Summary
 NITRO

	Interdiction Seizure Method	Non-Interdiction Seizure Method	Total
Cocaine-Crack (grams)	.0000	36.1000	36.1000
Cocaine-Powder (grams)	.0000	.0000	.0000
Ecstasy/MDMA (grams)	.0000	.0000	.0000
Hallucinogens LSD (doses)	.0000	.0000	.0000
Hallucinogens PCP (grams)	.0000	.0000	.0000
Heroin (grams)	.0000	.0000	.0000
Marijuana (grams)	.0000	2,008.0000	2,008.0000
Methamphetamine (grams)	140.0000	67.0000	207.0000
Prescription Pills (doses/pills)	.0000	.0000	.0000
Psilocybin (grams)	.0000	.0000	.0000
Psuedoephedrine/Ephedrine (grams)	.0000	165.0000	165.0000
Synthetics (grams)	.0000	.0000	.0000
Other (grams)	.0000	.0000	.0000

Drug Seizure Breakdown by Task Force
State Fiscal Year 2014
 Summary
 NOMO DTF

	Interdiction Seizure Method	Non-Interdiction Seizure Method	Total
Cocaine-Crack (grams)	.0000	13.0000	13.0000
Cocaine-Powder (grams)	.0000	.0000	.0000
Ecstasy/MDMA (grams)	.0000	.0000	.0000
Hallucinogens LSD (doses)	.0000	.0000	.0000
Hallucinogens PCP (grams)	.0000	.0000	.0000
Heroin (grams)	.0000	.0000	.0000
Marijuana (grams)	.0000	1,148.1000	1,148.1000
Methamphetamine (grams)	.0000	73.7450	73.7450
Prescription Pills (doses/pills)	.0000	83.0000	83.0000
Psilocybin (grams)	.0000	.0000	.0000
Psuedoephedrine/Ephedrine (grams)	.0000	.0000	.0000
Synthetics (grams)	.0000	59.4000	59.4000
Other (grams)	.0000	38.0000	38.0000

Drug Seizure Breakdown by Task Force
State Fiscal Year 2014
 Summary
 PLATTE CO MEG

	Interdiction Seizure Method	Non-Interdiction Seizure Method	Total
Cocaine-Crack (grams)	.0000	.0000	.0000
Cocaine-Powder (grams)	.0000	2.7000	2.7000
Ecstasy/MDMA (grams)	.0000	.0000	.0000
Hallucinogens LSD (doses)	.0000	.0000	.0000
Hallucinogens PCP (grams)	.0000	.0000	.0000
Heroin (grams)	.0000	2.0000	2.0000
Marijuana (grams)	170,649.6900	598.1700	171,247.8600
Methamphetamine (grams)	294.0000	74.8000	368.8000
Prescription Pills (doses/pills)	31.0000	444.5000	475.5000
Psilocybin (grams)	.0000	.0000	.0000
Pseudoephedrine/Ephedrine (grams)	.0000	.0000	.0000
Synthetics (grams)	750.0000	831.4400	1,581.4400
Other (grams)	69.0000	1,170.2000	1,239.2000

Drug Seizure Breakdown by Task Force
State Fiscal Year 2014
 Summary
 SEMO DTF

	Interdiction Seizure Method	Non-Interdiction Seizure Method	Total
Cocaine-Crack (grams)	.0000	21.4000	21.4000
Cocaine-Powder (grams)	17,966.1000	30.4000	17,996.5000
Ecstasy/MDMA (grams)	.0000	49.0000	49.0000
Hallucinogens LSD (doses)	.0000	2.0000	2.0000
Hallucinogens PCP (grams)	.0000	.0000	.0000
Heroin (grams)	113.3900	12.5000	125.8900
Marijuana (grams)	18,944.3000	3,959.2600	22,903.5600
Methamphetamine (grams)	510.0000	1,642.3800	2,152.3800
Prescription Pills (doses/pills)	.0000	1,071.0000	1,071.0000
Psilocybin (grams)	.0000	7.5000	7.5000
Psuedoephedrine/Ephedrine (grams)	.0000	34.8000	34.8000
Synthetics (grams)	.0000	485.7000	485.7000
Other (grams)	453.6000	.0000	453.6000

Drug Seizure Breakdown by Task Force
State Fiscal Year 2014
 Summary
 SOUTH CENTRAL DTF

	Interdiction Seizure	Non-Interdiction Seizure	
	Method	Method	Total
Cocaine-Crack (grams)	.0000	40.0000	40.0000
Cocaine-Powder (grams)	.0000	.0000	.0000
Ecstasy/MDMA (grams)	.0000	.0000	.0000
Hallucinogens LSD (doses)	.0000	.0000	.0000
Hallucinogens PCP (grams)	.0000	.0000	.0000
Heroin (grams)	.0000	.0000	.0000
Marijuana (grams)	.0000	12,599.1700	12,599.1700
Methamphetamine (grams)	.0000	1,697.9100	1,697.9100
Prescription Pills (doses/pills)	.0000	148.3300	148.3300
Psilocybin (grams)	.0000	14.0000	14.0000
Psuedoephedrine/Ephedrine (grams)	.0000	18.0000	18.0000
Synthetics (grams)	.0000	3,210.0000	3,210.0000
Other (grams)	.0000	38.0000	38.0000

Drug Seizure Breakdown by Task Force
State Fiscal Year 2014
 Summary
 SOUTHWEST MO DTF

	Interdiction Seizure Method	Non-Interdiction Seizure Method	Total
Cocaine-Crack (grams)	.0000	.0000	.0000
Cocaine-Powder (grams)	.0000	2.8000	2.8000
Ecstasy/MDMA (grams)	.0000	.0000	.0000
Hallucinogens LSD (doses)	.0000	.0000	.0000
Hallucinogens PCP (grams)	.0000	.0000	.0000
Heroin (grams)	.0000	.0000	.0000
Marijuana (grams)	4.5000	1,251.9000	1,256.4000
Methamphetamine (grams)	12,263.0000	930.9000	13,193.9000
Prescription Pills (doses/pills)	3.0000	3.1000	6.1000
Psilocybin (grams)	.0000	22.0000	22.0000
Psuedoephedrine/Ephedrine (grams)	48.0000	12.0000	60.0000
Synthetics (grams)	20.0000	553.0000	573.0000
Other (grams)	.0000	85.0500	85.0500

Drug Seizure Breakdown by Task Force
State Fiscal Year 2014
 Summary
 ST CHARLES CO DTF

	Interdiction Seizure Method	Non-Interdiction Seizure Method	Total
Cocaine-Crack (grams)	.0000	27.0000	27.0000
Cocaine-Powder (grams)	.0000	125.1800	125.1800
Ecstasy/MDMA (grams)	.0000	23.2000	23.2000
Hallucinogens LSD (doses)	.0000	.0200	.0200
Hallucinogens PCP (grams)	.0000	.0000	.0000
Heroin (grams)	.0000	39.5800	39.5800
Marijuana (grams)	21,589.0350	25,276.0100	46,865.0450
Methamphetamine (grams)	.0000	165.1000	165.1000
Prescription Pills (doses/pills)	.0000	1,149.0000	1,149.0000
Psilocybin (grams)	.0000	96.0000	96.0000
Psuedoephedrine/Ephedrine (grams)	.0000	3.5000	3.5000
Synthetics (grams)	.0000	.0000	.0000
Other (grams)	.0000	.0000	.0000

Drug Seizure Breakdown by Task Force
State Fiscal Year 2014
 Summary
 ST LOUIS CO MJDTF

	Interdiction Seizure Method	Non-Interdiction Seizure Method	Total
Cocaine-Crack (grams)	308.5000	2,262.5000	2,571.0000
Cocaine-Powder (grams)	3.0000	14,158.0000	14,161.0000
Ecstasy/MDMA (grams)	3.5000	107.0000	110.5000
Hallucinogens LSD (doses)	.0000	4.0000	4.0000
Hallucinogens PCP (grams)	211,960.0000	.0000	211,960.0000
Heroin (grams)	381.0000	357.3300	738.3300
Marijuana (grams)	80,663.5000	75,110.0000	155,773.5000
Methamphetamine (grams)	7,827.0000	8,916.0000	16,743.0000
Prescription Pills (doses/pills)	282.0000	508.0000	790.0000
Psilocybin (grams)	4.0000	200.0000	204.0000
Psuedoephedrine/Ephedrine (grams)	13.8400	120.0000	133.8400
Synthetics (grams)	.0000	.0000	.0000
Other (grams)	14,000.0000	232.0000	14,232.0000

Drug Seizure Breakdown by Task Force
State Fiscal Year 2014
 Summary
 ST LOUIS METRO TF

	Interdiction Seizure	Non-Interdiction Seizure	
	Method	Method	Total
Cocaine-Crack (grams)	.0000	1,481.4600	1,481.4600
Cocaine-Powder (grams)	.0000	929.6500	929.6500
Ecstasy/MDMA (grams)	.0000	122.4000	122.4000
Hallucinogens LSD (doses)	.0000	1.0000	1.0000
Hallucinogens PCP (grams)	.0000	7.0000	7.0000
Heroin (grams)	.0000	1,022.0600	1,022.0600
Marijuana (grams)	.0000	275,326.1700	275,326.1700
Methamphetamine (grams)	.0000	367.5600	367.5600
Prescription Pills (doses/pills)	.0000	1,796.5000	1,796.5000
Psilocybin (grams)	.0000	10.0000	10.0000
Psuedoephedrine/Ephedrine (grams)	.0000	.0000	.0000
Synthetics (grams)	.0000	466.0000	466.0000
Other (grams)	.0000	207.0000	207.0000

Drug Seizure Breakdown
State Fiscal Year 2014
 Summary
 Statewide

	Interdiction Seizure Method	Non-Interdiction Seizure Method	Total
Cocaine-Crack (grams)	365.5000	4,158.9800	4,524.4800
Cocaine-Powder (grams)	89,519.5300	22,854.3100	112,373.8400
Ecstasy/MDMA (grams)	12,115.5000	1,012.4500	13,127.9500
Hallucinogens LSD (doses)	2.0000	1,367.0200	1,369.0200
Hallucinogens PCP (grams)	212,989.5000	540.4500	213,529.9500
Heroin (grams)	15,589.6300	10,496.3200	26,085.9500
Marijuana (grams)	2,685,123.8379	901,755.9450	3,586,879.7829
Methamphetamine (grams)	158,672.4100	97,348.1330	256,020.5430
Prescription Pills (doses/pills)	2,393.0000	17,072.9300	19,465.9300
Psilocybin (grams)	5.0000	4,932.1000	4,937.1000
Psuedoephedrine/Ephedrine (grams)	61.8400	1,146.1200	1,207.9600
Synthetics (grams)	127,035.4000	30,943.0840	157,978.4840
Other (grams)	19,479.3200	7,017.3900	26,496.7100

Education/Training Programs by Task Force
State Fiscal Year 2014
Summary
BUCHANAN CO DSF

	Number Provided	Number of Attendees
Businesses	6	184
General Public/Civic Ogranizations	20	455
Law Enforcement Agencies	13	185
Schools	15	830
Other	1	9
Total	55	1,663

Education/Training Programs by Task Force
State Fiscal Year 2014
Summary
CLAY CO DTF

	Number Provided	Number of Attendees
Businesses	0	0
General Public/Civic Ogranizations	0	0
Law Enforcement Agencies	6	50
Schools	1	15
Other	0	0
Total	7	65

Education/Training Programs by Task Force
State Fiscal Year 2014
Summary
CNET

	Number Provided	Number of Attendees
Businesses	3	50
General Public/Civic Ogranizations	1	30
Law Enforcement Agencies	0	0
Schools	0	0
Other	0	0
Total	4	80

Education/Training Programs by Task Force
State Fiscal Year 2014
Summary
COMET

	Number Provided	Number of Attendees
Businesses	0	0
General Public/Civic Organizations	5	782
Law Enforcement Agencies	10	724
Schools	9	1558
Other	0	0
Total	24	3,064

Education/Training Programs by Task Force
State Fiscal Year 2014
Summary
EAST CENTRAL DTF

	Number Provided	Number of Attendees
Businesses	0	0
General Public/Civic Ogranizations	3	73
Law Enforcement Agencies	19	235
Schools	2	71
Other	2	36
Total	26	415

Education/Training Programs by Task Force
State Fiscal Year 2014
Summary
FRANKLIN CO NARC

	Number Provided	Number of Attendees
Businesses	6	300
General Public/Civic Ogranizations	15	952
Law Enforcement Agencies	3	372
Schools	6	530
Other	3	78
Total	33	2,232

Education/Training Programs by Task Force
State Fiscal Year 2014
Summary
JACKSON CO MJDTF

	Number Provided	Number of Attendees
Businesses	0	0
General Public/Civic Ogranizations	0	0
Law Enforcement Agencies	0	0
Schools	0	0
Other	0	0
Total	0	0

Education/Training Programs by Task Force
State Fiscal Year 2014
Summary
JASPER CO DTF

	Number Provided	Number of Attendees
Businesses	1	70
General Public/Civic Ogranizations	8	162
Law Enforcement Agencies	0	0
Schools	2	40
Other	0	0
Total	11	272

Education/Training Programs by Task Force
State Fiscal Year 2014
 Summary
 JEFFERSON CO MEG

	Number Provided	Number of Attendees
Businesses	0	0
General Public/Civic Ogranizations	37	2155
Law Enforcement Agencies	1	25
Schools	12	1078
Other	0	0
Total	50	3,258

Education/Training Programs by Task Force
State Fiscal Year 2014
Summary
KANSAS CITY MJDTF

	Number Provided	Number of Attendees
Businesses	0	0
General Public/Civic Ogranizations	0	0
Law Enforcement Agencies	0	0
Schools	0	0
Other	0	0
Total	0	0

Education/Training Programs by Task Force
State Fiscal Year 2014
 Summary
 LAFAYETTE CO NARC

	Number Provided	Number of Attendees
Businesses	0	0
General Public/Civic Ogranizations	0	0
Law Enforcement Agencies	0	0
Schools	1	100
Other	1	75
Total	2	175

Education/Training Programs by Task Force
State Fiscal Year 2014
 Summary
 LANEG

	Number Provided	Number of Attendees
Businesses	0	0
General Public/Civic Organizations	2	90
Law Enforcement Agencies	1	35
Schools	0	0
Other	3	20114
Total	6	20,239

Education/Training Programs by Task Force
State Fiscal Year 2014
Summary
MEGADA

	Number Provided	Number of Attendees
Businesses	0	0
General Public/Civic Organizations	1	14
Law Enforcement Agencies	0	0
Schools	0	0
Other	1	20
Total	2	34

Education/Training Programs by Task Force
State Fiscal Year 2014
 Summary
 MID-MO MJDTF

	Number Provided	Number of Attendees
Businesses	0	0
General Public/Civic Ogranizations	5	200
Law Enforcement Agencies	11	95
Schools	11	220
Other	1	40
Total	28	555

Education/Training Programs by Task Force
State Fiscal Year 2014
Summary
MINERAL AREA DTF

	Number Provided	Number of Attendees
Businesses	0	0
General Public/Civic Ogranizations	2	70
Law Enforcement Agencies	0	0
Schools	1	30
Other	0	0
Total	3	100

Education/Training Programs by Task Force
State Fiscal Year 2014
Summary
MUSTANG

	Number Provided	Number of Attendees
Businesses	0	0
General Public/Civic Organizations	1	50
Law Enforcement Agencies	0	0
Schools	0	0
Other	0	0
Total	1	50

Education/Training Programs by Task Force
State Fiscal Year 2014
Summary
NEMO TF

	Number Provided	Number of Attendees
Businesses	0	0
General Public/Civic Ogranizations	1	15
Law Enforcement Agencies	1	10
Schools	1	12
Other	1	60
Total	4	97

Education/Training Programs by Task Force
State Fiscal Year 2014
Summary
MUSTANG

	Number Provided	Number of Attendees
Businesses	0	0
General Public/Civic Ogranizations	1	50
Law Enforcement Agencies	0	0
Schools	0	0
Other	0	0
Total	1	50

Education/Training Programs by Task Force
State Fiscal Year 2014
Summary
NITRO

	Number Provided	Number of Attendees
Businesses	1	0
General Public/Civic Organizations	0	12
Law Enforcement Agencies	0	0
Schools	0	0
Other	0	0
Total	1	12

Education/Training Programs by Task Force
State Fiscal Year 2014
Summary
NOMO DTF

	Number Provided	Number of Attendees
Businesses	0	0
General Public/Civic Ogranizations	2	22
Law Enforcement Agencies	7	146
Schools	8	466
Other	0	0
Total	17	634

Education/Training Programs by Task Force
State Fiscal Year 2014
Summary
PLATTE CO MEG

	Number Provided	Number of Attendees
Businesses	21	34
General Public/Civic Ogranizations	4	80
Law Enforcement Agencies	10	102
Schools	0	0
Other	0	0
Total	35	216

Education/Training Programs by Task Force
State Fiscal Year 2014
Summary
SEMO DTF

	Number Provided	Number of Attendees
Businesses	0	0
General Public/Civic Ogranizations	7	335
Law Enforcement Agencies	3	135
Schools	11	438
Other	1	23
Total	22	931

Education/Training Programs by Task Force
State Fiscal Year 2014
 Summary
 SOUTH CENTRAL DTF

	Number Provided	Number of Attendees
Businesses	0	0
General Public/Civic Organizations	1	16
Law Enforcement Agencies	8	443
Schools	0	0
Other	1	35
Total	10	494

Education/Training Programs by Task Force
State Fiscal Year 2014
Summary
SOUTHWEST MO DTF

	Number Provided	Number of Attendees
Businesses	0	0
General Public/Civic Ogranizations	3	73
Law Enforcement Agencies	0	0
Schools	6	69
Other	0	0
Total	9	142

Education/Training Programs by Task Force
State Fiscal Year 2014
 Summary
 ST CHARLES CO DTF

	Number Provided	Number of Attendees
Businesses	1	36
General Public/Civic Ogranizations	10	801
Law Enforcement Agencies	15	842
Schools	5	265
Other	0	0
Total	31	1,944

Education/Training Programs by Task Force
State Fiscal Year 2014
Summary
ST LOUIS METRO TF

	Number Provided	Number of Attendees
Businesses	0	0
General Public/Civic Ogranizations	0	0
Law Enforcement Agencies	1	1
Schools	1	20
Other	0	0
Total	2	21

Education/Training Programs by Task Force
State Fiscal Year 2014
 Summary
 ST LOUIS CO MJDTF

	Number Provided	Number of Attendees
Businesses	0	0
General Public/Civic Ogranizations	27	910
Law Enforcement Agencies	0	0
Schools	10	1072
Other	1	5
Total	38	1,987

Education/Training Programs
State Fiscal Year 2014
 Summary
 Statewide

	Number Provided	Number Attended
Businesses	39	674
General Public/ Civic Organizations	155	7297
Law Enforcement Agencies	109	3400
Schools	102	6814
Others	16	20495
Statewide	421	38,680

Attachment B

Crime Laboratories State-Funded MCLUP Projects FY14 Summary Report

TABLE 1
COMPLETION STATUS OF CASES DURING REPORTING PERIOD
BY CRIME LABORATORY

QTRS 1 - 4, FY 2014	CASES COMPLETED (Cumulative Totals) QTRS 1-4		CASES PENDING (4th Quarter)		TOTAL ACTIVE CASES (4th Quarter)	
	CASES	ROW %	CASES	ROW %	CASES	ROW %
CRIME LABORATORY						
KCPD LAB RESPONSE	7581	53.9	6486	46.1	14067	100.0
ST. LOUIS CO CRIME LAB	6904	73.7	2463	26.3	9367	100.0
ST. LOUIS METRO POLICE LAB	13688	75.3	4483	24.7	18171	100.0
MSHP TECHNICAL LAB	7387	67.1	3625	32.9	11012	100.0
MSHP TROOP B SATELLITE LAB	1047	59.5	714	40.5	1761	100.0
MSHP TROOP C SATELLITE LAB	1741	80.3	426	19.7	2167	100.0
MSHP TROOP D SATELLITE LAB	6977	72.5	2644	27.5	9621	100.0
MSHP TROOP D CARTHAGE LAB	2677	88.2	359	11.8	3036	100.0
MSHP TROOP E SATELLITE LAB	3866	66.4	1959	33.6	5825	100.0
MSHP TROOP G SATELLITE LAB	1026	82.8	213	17.2	1239	100.0
MSHP TROOP H SATELLITE LAB	1174	70.7	486	29.3	1660	100.0
ST. CHARLES COUNTY CRIME LAB	1710	72.2	659	27.8	2369	100.0
INDEPENDENCE REG. CRIME LAB	1641	89.5	193	10.5	1834	100.0
STATEWIDE TOTAL	57419	69.9	24710	30.1	82129	100.0

TABLE 2
DRUG TEST STATUS OF CASE EXAMINATIONS
BY CRIME LABORATORY

QTRS 1 - 4, FY 2014	COMPLETED EXAMS		DRUG TESTS NOT REQUESTED		DRUGS NOT IDENTIFIED		DRUGS IDENTIFIED	
	CASES	ROW %	CASES	ROW %	CASES	ROW %	CASES	ROW %
CRIME LABORATORY								
KCPD LAB RESPONSE	7581	100.0	6524	86.1	31	0.4	1026	13.5
ST. LOUIS CO CRIME LAB	6904	100.0	4034	58.4	287	4.2	2583	37.4
ST. LOUIS METRO POLICE LAB	13688	100.0	10497	76.7	577	4.2	2614	19.1
MSHP TECHNICAL LAB	7387	100.0	4512	61.1	328	4.4	2497	33.8
MSHP TROOP B SATELLITE LAB	1047	100.0	323	30.9	134	12.8	590	56.4
MSHP TROOP C SATELLITE LAB	1741	100.0	10	0.6	158	9.1	1573	90.4
MSHP TROOP D SATELLITE LAB	6977	100.0	3414	48.9	302	4.3	3261	46.7
MSHP TROOP D CARTHAGE LAB	2677	100.0	816	30.5	111	4.1	1750	65.4
MSHP TROOP E SATELLITE LAB	3866	100.0	2427	62.8	80	2.1	1359	35.2
MSHP TROOP G SATELLITE LAB	1026	100.0	0	0.0	54	5.3	972	94.7
MSHP TROOP H SATELLITE LAB	1174	100.0	68	5.8	125	10.6	981	83.6
ST. CHARLES COUNTY CRIME LAB	1710	100.0	422	24.7	86	5.0	1202	70.3
INDEPENDENCE REG. CRIME LAB	1641	100.0	989	60.3	34	2.1	688	41.9
STATEWIDE TOTAL	57419	100.0	34036	59.3	2307	4.0	21096	36.7

TABLE 3
DRUGS AND PRECURSORS DETECTED IN
CASES INVOLVING CLANDESTINE LABS
BY CRIME LABORATORY

QTRS 1 - 4, FY 2014	METH FINAL PRODUCT		METH PRECURSORS		METH PRODUCT & PRECURSORS	
	CASES	COL %	CASES	COL %	CASES	COL %
CRIME LABORATORY						
KCPD LAB RESPONSE	0	0.0	0	0.0	0	0.0
ST. LOUIS CO CRIME LAB	19	7.3	4	12.5	4	3.2
ST. LOUIS METRO POLICE LAB	0	0.0	0	0.0	0	0.0
MSHP TECHNICAL LAB	32	12.3	4	12.5	25	20.2
MSHP TROOP B SATELLITE LAB	1	0.4	4	12.5	11	8.9
MSHP TROOP C SATELLITE LAB	101	38.8	6	18.8	29	23.4
MSHP TROOP D SATELLITE LAB	23	8.8	3	9.4	11	8.9
MSHP TROOP D CARTHAGE LAB	33	12.7	4	12.5	17	13.7
MSHP TROOP E SATELLITE LAB	24	9.2	7	21.9	1	0.8
MSHP TROOP G SATELLITE LAB	8	3.1	0	0.0	6	4.8
MSHP TROOP H SATELLITE LAB	0	0.0	0	0.0	0	0.0
ST. CHARLES COUNTY CRIME LAB	19	7.3	0	0.0	20	16.1
INDEPENDENCE REG. CRIME LAB	0	0.0	0	0.0	0	0.0
STATEWIDE TOTAL	260	100.0	32	100.0	124	100.0

**TABLE 3
DRUGS AND PRECURSORS DETECTED IN
CASES INVOLVING CLANDESTINE LABS
BY CRIME LABORATORY**

QTRS 1 - 4, FY 2014	LSD		PCP		OTHER CLAN LAB	
	CASES	COL %	CASES	COL %	CASES	COL %
CRIME LABORATORY						
KCPD LAB RESPONSE	0	*	0	*	2	100.0
ST. LOUIS CO CRIME LAB	0	*	0	*	0	0.0
ST. LOUIS METRO POLICE LAB	0	*	0	*	0	0.0
MSHP TECHNICAL LAB	0	*	0	*	0	0.0
MSHP TROOP B SATELLITE LAB	0	*	0	*	0	0.0
MSHP TROOP C SATELLITE LAB	0	*	0	*	0	0.0
MSHP TROOP D SATELLITE LAB	0	*	0	*	0	0.0
MSHP TROOP D CARTHAGE LAB	0	*	0	*	0	0.0
MSHP TROOP E SATELLITE LAB	0	*	0	*	0	0.0
MSHP TROOP G SATELLITE LAB	0	*	0	*	0	0.0
MSHP TROOP H SATELLITE LAB	0	*	0	*	0	0.0
ST. CHARLES COUNTY CRIME LAB	0	*	0	*	0	0.0
INDEPENDENCE REG. CRIME LAB	0	*	0	*	0	0.0
STATEWIDE TOTAL	0	*	0	*	2	100.0

TABLE 4
DRUGS IDENTIFIED IN CASES NOT INVOLVING CLAN LABS
BY CRIME LABORATORY

QTRS 1 - 4, FY 2014	MARIJUANA		COCAINE		CRACK		METH	
	CASES	COL %	CASES	COL %	CASES	COL %	CASES	COL %
CRIME LABORATORY								
KCPD LAB RESPONSE	349	4.6	59	10.4	200	15.0	333	4.9
ST. LOUIS CO CRIME LAB	828	10.8	88	15.5	161	12.1	252	3.7
ST. LOUIS METRO POLICE LAB	1324	17.3	100	17.6	643	48.3	80	1.2
MSHP TECHNICAL LAB	778	10.2	71	12.5	103	7.7	1125	16.5
MSHP TROOP B SATELLITE LAB	323	4.2	11	1.9	14	1.1	210	3.1
MSHP TROOP C SATELLITE LAB	442	5.8	9	1.6	8	0.6	374	5.5
MSHP TROOP D SATELLITE LAB	973	12.7	30	5.3	20	1.5	1751	25.6
MSHP TROOP D CARTHAGE LAB	631	8.2	31	5.5	20	1.5	972	14.2
MSHP TROOP E SATELLITE LAB	790	10.3	32	5.6	72	5.4	386	5.6
MSHP TROOP G SATELLITE LAB	326	4.3	7	1.2	8	0.6	377	5.5
MSHP TROOP H SATELLITE LAB	351	4.6	22	3.9	26	2.0	479	7.0
ST. CHARLES COUNTY CRIME LAB	440	5.7	54	9.5	48	3.6	160	2.3
INDEPENDENCE REG. CRIME LAB	104	1.4	54	9.5	7	0.5	337	4.9
STATEWIDE TOTAL	7659	100.0	568	100.0	1330	100.0	6836	100.0

TABLE 4
DRUGS IDENTIFIED IN CASES NOT INVOLVING CLAN LABS
BY CRIME LABORATORY

QTRS 1 - 4, FY 2014	HEROIN/OPIATE		LSD		PCP		OTHER DRUGS	
	CASES	COL %	CASES	COL %	CASES	COL %	CASES	COL %
CRIME LABORATORY								
KCPD LAB RESPONSE	82	1.6	2	14.3	118	70.7	161	2.9
ST. LOUIS CO CRIME LAB	729	14.4	3	21.4	5	3.0	704	12.9
ST. LOUIS METRO POLICE LAB	1107	21.9	0	0.0	26	15.6	1151	21.1
MSHP TECHNICAL LAB	602	11.9	3	21.4	8	4.8	486	8.9
MSHP TROOP B SATELLITE LAB	104	2.1	2	14.3	0	0.0	104	1.9
MSHP TROOP C SATELLITE LAB	495	9.8	2	14.3	0	0.0	489	9.0
MSHP TROOP D SATELLITE LAB	715	14.2	0	0.0	1	0.6	722	13.2
MSHP TROOP D CARTHAGE LAB	248	4.9	0	0.0	3	1.8	410	7.5
MSHP TROOP E SATELLITE LAB	199	3.9	0	0.0	0	0.0	186	3.4
MSHP TROOP G SATELLITE LAB	254	5.0	0	0.0	0	0.0	231	4.2
MSHP TROOP H SATELLITE LAB	182	3.6	0	0.0	5	3.0	180	3.3
ST. CHARLES COUNTY CRIME LAB	310	6.1	2	14.3	0	0.0	524	9.6
INDEPENDENCE REG. CRIME LAB	26	0.5	0	0.0	1	0.6	111	2.0
STATEWIDE TOTAL	5053	100.0	14	100.0	167	100.0	5459	100.0

TABLE 5
AVERAGE DRUG CASE PROCESSING TIME BY CRIME LABORATORY
QTRS 1 - 4, FY 2014
STATEWIDE AVERAGE IS WEIGHTED BY
THE NUMBER OF CASES OF EACH LABORATORY

LABID	AVERAGE PROCESSING TIME - DAYS
KCPD LAB RESPONSE	241.8
ST. LOUIS CO CRIME LAB	100.9
ST. LOUIS METRO POLICE LAB	5.0
MSHP TECHNICAL LAB	156.4
MSHP TROOP B SATELLITE LAB	253.1
MSHP TROOP C SATELLITE LAB	76.6
MSHP TROOP D SATELLITE LAB	59.3
MSHP TROOP D CARTHAGE LAB	99.8
MSHP TROOP E SATELLITE LAB	135.5
MSHP TROOP E SATELLITE LAB	90.7
MSHP TROOP G SATELLITE LAB	43.2
MSHP TROOP H SATELLITE LAB	77.7
ST. CHARLES COUNTY CRIME LAB	16.7
INDEPENDENCE REG. CRIME LAB	83.8

TABLE 6
IDENTIFICATION OF NEW ILLICIT DRUGS
BY CRIME LABORATORY

QTRS 1 - 4, FY 2014	TOTAL NEW ILLICIT DRUG CASES	
	TOTAL	COL %
LABID		
KCPD LAB RESPONSE	0	0.0
ST. LOUIS CO CRIME LAB	6	14.3
ST. LOUIS METRO POLICE LAB	0	0.0
MSHP TECHNICAL LAB	0	0.0
MSHP TROOP B SATELLITE LAB	0	0.0
MSHP TROOP C SATELLITE LAB	0	0.0
MSHP TROOP D SATELLITE LAB	0	0.0
MSHP TROOP D CARTHAGE LAB	0	0.0
MSHP TROOP E SATELLITE LAB	0	0.0
MSHP TROOP G SATELLITE LAB	0	0.0
MSHP TROOP H SATELLITE LAB	0	0.0
ST. CHARLES COUNTY CRIME LAB	13	31.0
INDEPENDENCE REG. CRIME LAB	23	54.8
STATEWIDE TOTAL	42	100.0

TABLE 7
IDENTIFICATION OF RESURGENT ILLICIT DRUGS
BY CRIME LABORATORY

QTRS 1 - 4, FY 2014	TOTAL RESURGENT ILLICIT DRUG CASES	
	TOTAL	COL %
LABID		
KCPD LAB RESPONSE	0	0.0
ST. LOUIS CO CRIME LAB	0	0.0
ST. LOUIS METRO POLICE LAB	0	0.0
MSHP TECHNICAL LAB	0	0.0
MSHP TROOP B SATELLITE LAB	0	0.0
MSHP TROOP C SATELLITE LAB	0	0.0
MSHP TROOP D SATELLITE LAB	0	0.0
MSHP TROOP D CARTHAGE LAB	0	0.0
MSHP TROOP E SATELLITE LAB	0	0.0
MSHP TROOP G SATELLITE LAB	0	0.0
MSHP TROOP H SATELLITE LAB	0	0.0
ST. CHARLES COUNTY CRIME LAB	96	100.0
INDEPENDENCE REG. CRIME LAB	0	0.0
STATEWIDE TOTAL	96	100.0

Attachment C

Multi-Jurisdictional Cyber Crime Task Forces FY14 Summary Report

