

**State of Missouri  
Department of Public Safety  
Office of the Director**



**Edward Byrne Memorial Justice  
Assistance Grant (JAG) Program**

**Missouri Statewide Drug and  
Violent Crime Strategy  
FY2010**

**State of Missouri**  
**Department of Public Safety**  
**Office of the Director**  
**Criminal Justice/Law Enforcement Program**

**Edward Byrne Memorial Justice**  
**Assistance Grant (JAG) Program**

**July 1, 2009 – June 30, 2010**

Foreword .....2

Acknowledgements .....3

Section I - Executive Summary .....4

Section II - Data and Analysis .....7

Section III - Resource Needs.....54

Section IV - Priorities and the National Drug Control Strategy .....57

Section V - Selected Programs.....60

Section VI - Coordination Efforts ..... 109

# FOREWORD

On behalf of the state of Missouri and the Missouri Department of Public Safety, it is my pleasure to present the 2009/2010 Missouri Statewide Drug and Violent Crime Strategy. Since 1987, the Edward Byrne Memorial Justice Assistance Grant (JAG) Program (formerly known as the Edward Byrne Memorial Formula Grant and Local Law Enforcement Block Grant Programs) continues to be an essential resource in our continuing effort to meet the public safety needs of the state's criminal justice community. The Missouri Department of Public Safety remains committed to assisting criminal justice agencies in making Missouri a safer place. The JAG Program, and the addition of Recovery-JAG monies in 2009/2010, made it possible for Missouri to aggressively address the many public safety issues associated with illicit drugs and violent crime.

Since the inception of the first statewide drug strategy in 1986, Missouri has implemented many programs focused on drug awareness/education, enforcement, prosecution, detention, and rehabilitation and treatment efforts. These programs have helped improve the quality of life for Missouri's citizens. With the continued funding of the JAG, the Missouri Department of Public Safety will be able to address the current and future needs of the state relating to drugs and violent crime.

The Missouri Department of Public Safety will continue its commitment to coordinate with federal, state and local criminal justice entities in an effort to combat the drug and crime problem in Missouri. We will continue to fund existing programs that are successful and add new programs, as funding becomes available, that will address the problems and needs identified in the strategic planning process.

The Missouri Department of Public Safety remains committed to our vision, "By embracing the challenges of the future, the Department of Public Safety and the law enforcement community working together will provide the protection and service to create a quality of life in which all people feel safe and secure." The JAG Program helps us realize this vision.

John Britt, Director  
Missouri Department of Public Safety

# Acknowledgements

## Governor Jeremiah W. (Jay) Nixon

**Director John M. Britt**  
Missouri Department of Public Safety

Deputy Director Andrea Spillars  
Missouri Department of Public Safety

Eric E. Shepherd, Program Manager  
Criminal Justice/Law Enforcement Program

Criminal Justice/Law Enforcement (CJ/LE) Staff:

Ralph Lindsey, Program Specialist-DoD  
Heather Haslag, Program Specialist  
Brent Murphy, Program Representative  
Joan Dudenhoeffer, Part-Time Clerical Support  
Jason Miller, Part-Time Warehouse Aid  
Lisa Geiser, Part-Time Warehouse Aid  
Tracy Backes, Part-Time Warehouse Clerk

Missouri State Highway Patrol, Statistical Analysis Center Staff:

Ron Beck  
Chelse Dowell

The Missouri Department of Public Safety wishes to extend its appreciation to the Criminal Justice agencies that provided the information included in this report.

Researched and prepared by:  
The Criminal Justice/Law Enforcement Program Staff and  
Statistical Analysis Center - Missouri State Highway Patrol

Submitted to the U.S. Department of Justice, Bureau of Justice Assistance  
August 2010

## **SECTION I: Executive Summary**

In 1987, the Missouri Department of Public Safety initiated an administrative section within the Office of the Director, whose primary responsibility was to oversee and coordinate the dissemination of federal funding awards made to Missouri. This administrative section was implemented and titled as the Criminal Justice/Law Enforcement Program (formerly known as the Narcotics Assistance Control Programs or NCAP) in response to the establishment of the federal Edward Byrne Memorial and Local Law Enforcement Assistance Grant Programs authorized by Title I of the Omnibus Crime Control and Safe Streets Act of 1968, 42 U.S.C. 3711 et seq. Additionally, the furtherance of the overall mission of the Missouri Department of Public Safety, as defined in Chapter 650 of the Missouri Revised Statutes, became and continues to be the directive for the Criminal Justice/Law Enforcement Program. That mission is to provide a safe and secure environment for all individuals, through efficient and effective law enforcement.

Throughout the years, the Missouri Department of Public Safety (DPS), through the Criminal Justice/Law Enforcement Program, has been involved in an on-going effort to identify the criminal justice needs of state and local units of government. As a result of this process, the Criminal Justice/Law Enforcement Program has provided the financial and technical assistance required to initiate state and local level responses to crime and drug related issues. This response, which parallels the established objectives of the Edward Byrne Memorial Justice Assistance Grant (JAG) Program as outlined by the U.S. Department of Justice - Office of Justice Programs, is the foundation for project initiatives within Missouri. It remains the priority of the Criminal Justice/Law Enforcement Program to identify state and local initiatives which assist the state of Missouri in the enforcement of drug control or controlled substance laws, initiatives which emphasize the prevention and control of violent crime and serious offenders, and initiatives which improve the effectiveness of the state and local criminal justice system.

In compliance with section 522(a) of the Omnibus Crime Control and Safe Streets Act, the Criminal Justice/Law Enforcement Program FY10 State Annual Report (SAR), will outline the impact of JAG Program funding on the criminal justice system within the jurisdictions of state and local government. During the reporting period covered in this annual report, July 1, 2009 through June 30, 2010, the Criminal Justice/Law Enforcement Program provided funding assistance in four authorized purpose areas. The total monetary award for this reporting period was \$1,711,684.85 for which the Criminal Justice/Law Enforcement Program was able to provide financial assistance to 34 state and local level projects.

This level of funding provided financial assistance to 27 Law Enforcement Programs (26 Multi-Jurisdictional Drug Task Forces), 3 Prosecution & Court Programs, 1 Prevention & Education Program, and 2 Planning, Evaluation, and Technology Improvement Programs. The total funds expended during this reporting period represent grant awards utilizing JAG Program monies from fiscal years 2007 and 2008.

The Missouri Department of Public Safety-Criminal Justice/Law Enforcement Program continues to be an essential component of the statewide effort to address violent crime and drugs. Through the JAG Program, Missouri has the financial capability to maintain essential projects that provide needed services for the criminal justice community. In addition to the initiatives previously described, the Criminal Justice/Law Enforcement Program places an equally high priority on the development and continuation of projects and partnerships that enhance a state or local unit of government's ability to implement aggressive responses to the public safety needs of their respective service areas. The Criminal Justice/Law Enforcement Program strives to implement progressive demand reduction, community, multi-jurisdictional, judicial, correctional, analytical and informational-based response strategies to the public safety threats of crime and drugs.

## INTRODUCTION

The Missouri Department of Public Safety, Office of the Director manages the distribution of federal funds provided to the State by the U.S. Department of Justice, Bureau of Justice Assistance, Edward Byrne Memorial Justice Assistance Grant (JAG) Program. The unit responsible for the management of these funds is the Criminal Justice/Law Enforcement Program. Since 1987, the Edward Byrne Memorial Formula and Local Law Enforcement Block Grant Programs have provided criminal justice agencies with financial resources to confront drugs and violence. In FY2005, the Edward Byrne Memorial Justice Assistance Grant (JAG) Program blended the previous Edward Byrne Memorial Formula (Byrne) and Local Law Enforcement Block Grant Programs in an effort to streamline justice funding and grant administration. The Missouri Department of Public Safety, Office of the Director is committed to assisting state and local efforts to make Missouri a safer place. Dealing head-on with illicit drugs and violent crime is critical to this effort and federal grant monies make this possible.

The Missouri Department of Public Safety has undertaken a comprehensive approach to utilizing the JAG Program dollars. Enforcement/interdiction, prevention/education, treatment, criminal litigation, improving criminal history records, and improving statewide illicit drug and violent crime data are a few of the focus areas for the FY2010 Strategy. By addressing these issues, we believe we can receive the most benefit for the citizens of Missouri.

Since the beginning of Byrne/JAG funding in 1987, the Missouri Department of Public Safety (DPS), Criminal Justice/Law Enforcement Program (CJ/LE), has developed a comprehensive strategic approach to the drug and violent crime problems facing Missouri. The 2010 Strategy is an overview of a four-year plan.

The State of Missouri has, and will continue to, build on past years' successes by supporting effective programs, which are committed to the overall objectives of a safer Missouri. DPS – CJ/LE will continue to evaluate the effectiveness of each state and local program receiving federal money to ensure that the goals and objectives of each program are addressing the needs of Missouri citizens.

The Missouri DPS is responsible for development and administration of the JAG Program. This responsibility is conducted in accordance with RSMO 650.005, Section 8, which provides all powers, duties, and functions for administering Federal grants, planning, and the like related to public laws 90-351 through 90-455 and related acts of Congress be assumed by the Director of Public Safety. The Program is entering its 23<sup>rd</sup> year of funding.

Following is the organizational outline of the DPS-CJ/LE section and associated financial commitments.

**Director of Public Safety:** 1% with JAG funding to provide administrative support to CJ/LE.

**Deputy Director of Public Safety:** 5% with JAG funding to supervise the CJ/LE manager and provide administrative support to CJ/LE.

**Legislative Director:** 2% with JAG funding to provide legislative support and direction as it relates to CJ/LE.

**Legal Counsel:** 2% with JAG funding to provide legal representation and counsel as it relates to CJ/LE.

**Accountant II:** 5% with JAG funding to provide administrative and financial support to CJ/LE.

**Program Manager:** 100% with JAG funding to plan, coordinate, and provide oversight for all criminal justice related programs. Responsible for CJ/LE budgeting, strategy development, program monitoring, and evaluation.

**Program Specialist I:** 100% with JAG funding to assist with planning, coordination, and provide oversight assistance for all criminal justice-related programs. Assists with CJ/LE budgeting, strategy development, program monitoring, and evaluation.

**Program Specialist I:** 100% with JAG funding to assist with coordinating the Department of Defense Property Programs which make excess military equipment available to law enforcement for counter-narcotic programs.

**Program Representative I:** 100% with JAG funding to provide assistance and support in administration of CJ/LE, assists both program specialists, with budgeting, program monitoring, and evaluation.

**Part Time Clerical Support:** 100% with JAG funding to assist in the administration of all criminal justice related programs. The Assistant will assist with dissemination of program announcements and maintenance of Grants Management System.

**Part Time Warehouse Aid(s):** 100% with JAG funding to assist with coordinating the Department of Defense Property Programs, which make excess military equipment available to law enforcement for counter-narcotic programs.

**Part Time Warehouse Clerk:** 100% with JAG funding to assist with coordinating the Department of Defense Property Programs, which make excess military equipment available to law enforcement for counter-narcotic programs.

# SECTION II: Data and Analysis

## INTRODUCTION

The Missouri Department of Public Safety (DPS) has undertaken a comprehensive approach to utilizing JAG federal grant dollars to address the illicit drug problem in the State. Enforcement / interdiction, prevention / education, treatment, criminal litigation, improving criminal history records, and improving statewide illicit drug and violent crime data are a few of the Department's focus areas. It is believed Missouri citizens can receive the most benefit by addressing these issues.

Illicit drug use and demand drive the impact of drugs and their industries in Missouri. Because of this relationship, an analysis of illicit drug use is critical for an assessment of Missouri's drug problem. The demographic characteristics, perceived risk, emergency room and treatment trends, regional variance, and prevalence by young persons are assessed for marijuana, cocaine / crack cocaine, methamphetamine, heroin / opiates, hallucinogens, and other illicit drug use.

A study titled *Nature and Extent of the Illicit Drug Problem in Missouri* was conducted by DPS and the Missouri Statistical Analysis Center (SAC) to provide baseline information to evaluate Edward Byrne Memorial Justice Assistance Grant (JAG) funded programs targeted at illicit drug enforcement and prevention of use. This section provides results of that study and focuses on three primary issues: illicit drug use, societal impact of drug use, and extent of drug industries in the State.

## DATA SOURCES

In order to make a statewide assessment of drug use, several analyses were conducted of drug treatment data stored in the Client Tracking, Registration, Admission, and Commitment (CTRAC)<sup>1</sup> information system maintained by the Missouri Department of Mental Health (DMH). This system captures data on clients admitted to fifty-eight State-supported treatment facilities for alcohol and drug abuse dependency problems. As part of the CTRAC data collection effort, drugs which clients abuse (up to three: primary, secondary, tertiary) are captured. Patterns of illicit drug use, demographic profiles of users, and trends were analyzed with CTRAC data. In 2009, 31,097 clients were admitted for treatment of illicit drug use. A total of 47,591 illicit drugs were mentioned by these clients. Of these, 23,957 illicit drugs were mentioned by clients as primary contributors to their abuse problems.

Another information system used to assess illicit drug use was the Patient Abstract Information System<sup>2</sup> maintained by Department of Health and Senior Services (DHSS). This information system captures data on patients admitted to licensed hospitals in Missouri including cases handled through hospital emergency rooms. Data were obtained on all patients admitted to these facilities from 2001 through 2008 where use of illicit drugs was mentioned as part of their diagnosis.

Data from two statewide surveys also were analyzed to identify the extent of drug use in Missouri. The Missouri Department of Elementary and Secondary Education (DESE) High School Drug Survey<sup>3</sup> was used to identify marijuana, cocaine, methamphetamine, heroin, ecstasy, and illicit inhalant use by Missouri high school seniors. Trends of use were analyzed from 1993 through 2009 for these drugs. Data collected in a 2006 Prevalence of Drug Use Survey<sup>4</sup> conducted by the Missouri State Highway Patrol was used to identify citizens' perspectives of the extent of the drug problem and their awareness of use by family members, friends, or acquaintances.

The societal impact of drug use in Missouri is manifested in many ways. A significant impact is seen in the resources and effort expended by the criminal justice system to control the problem. To assess this impact, trends



and types of drug arrests, criminal laboratory cases, juvenile court referrals, and incarcerated persons were analyzed. Drug use also impacts the health care system in Missouri. Unfortunately, no single data source or indicator could be relied on to provide a definitive assessment of these problems and their impact on Missouri's citizens. Instead, this study was based on data from existing federal, state, and local information systems primarily associated with law enforcement, juvenile justice, corrections, and public health agencies.

To identify illicit drugs' societal impact, several data sources were analyzed. Law enforcement's response to illicit drugs in Missouri was analyzed using Uniform Crime Reporting (UCR)<sup>5</sup> arrest data. An analysis of DPS' Crime Laboratory Quarterly Report System<sup>6</sup> data describing drug cases processed by Missouri crime laboratories were analyzed to identify the impact criminal justice service agencies. Juvenile Court Information System<sup>7</sup> data describing referrals of juveniles for drug violations were analyzed to identify the impact of drugs on Missouri's juvenile justice system. Illicit drugs' impact on the State's penal system was identified through analysis of Department of Corrections (DOC) Offender Management Information System<sup>8</sup> data for clients incarcerated for drug violations

Illicit drugs impact the State's health infrastructure and public health of Missouri citizens. Analysis of DHSS hospital admission data<sup>2</sup> describing persons diagnosed with illicit drug-related health problems identified the impact on Missouri's hospital infrastructure. An analysis of Missouri Bureau of AIDS / HIV Prevention<sup>10</sup> data describing cases involving HIV / AIDS contracted through illicit drug use identified the impact on State-supported facilities that care for HIV / AIDS afflicted persons.

The illicit drug industry also has an impact on Missouri's economy and the criminal justice system. To determine the extent of drug industries in the State, an analysis was conducted of data contained in the Multi-jurisdictional Drug Task Force (MJDTFs) Quarterly Report Information System<sup>11</sup> supported under the Edward Byrne Memorial Justice Assistance Grant. These reports request information on trends in quantity and estimated street value of drugs seized as well as types of drug cases and arrests processed. Reliance also was placed on information collected in DPS' Crime Laboratory Quarterly Report System<sup>6</sup>. Data in this system provides information related to trends in illicit drug case processing as well as identification of new illicit drug types coming on the scene or older ones experiencing a rejuvenation of use.

This study also utilized data collected in the 2010 Missouri MJDTFs Drug Industry Survey<sup>12</sup> to identify the extent of drug industries. In this survey, representatives or points of contact were requested to identify drug industries causing significant problems in their jurisdictions and to provide detailed profiles on those drug industries considered to be major or moderate problems in their operational area. Seriousness and locations of each industry, demographic characteristics of industry participants, and organization levels were analyzed to assess drug industries in the State. An analysis of marijuana cultivation and methamphetamine clandestine laboratories was conducted to determine the trends and extent of illicit drug production within the State. An analysis of interstate distribution / trafficking was conducted to determine trends and extent of the foreign produced illicit drugs sold in Missouri and trafficked across the State's roadway system. The distribution and point-of-sale drug trafficking was analyzed to identify the extent of illicit drug sales in Missouri. This analysis included distribution and sale of marijuana, cocaine / crack cocaine, methamphetamine, heroin / opiates, hallucinogens, ecstasy, pharmaceutical drugs, and drugs new to Missouri's illicit market.

Substantial reliance also was placed on research at the federal level to provide additional insights into drug industry problem areas. Most helpful were the National Drug Intelligence Center (NDIC) publications *National Drug Threat Assessment 2008*<sup>13</sup> and *Midwest High Intensity Drug Trafficking Area*<sup>14</sup>. Also, *Street Drugs*<sup>15</sup>, a drug identification guide was utilized for invaluable updated drug information.

The final level of analysis consisted of viewing illicit drug problems on a regional basis. Results of this analysis were incorporated into both the assessment of the nature and extent of illicit drug use and impact of this use.

Prior to discussing findings of this assessment, it is worthwhile to describe Missouri's population and geographical characteristics. Missouri covers an area of 68,898 square miles. It is approximately 270 miles from east to west and 310 miles from north to south. Missouri has two very large urban population centers, a number of smaller urban population centers, and vast rural areas all representing diverse cultures and life-styles.

It is estimated Missouri's 2009 population was over 5.9 million. Of the total population, over one-half live in the two largest MSAs, 34.3% in the St. Louis MSA and 20.5% in the Kansas City MSA. Five MSAs contain 17.2% of the population while the Non-MSA regions of the State account for 28.0% of the total.

## **ILLICIT DRUG USE IN MISSOURI**

The illicit drug problem in the State of Missouri is well recognized by its citizens. In a public opinion survey conducted by the Missouri State Highway Patrol in 2008<sup>16</sup>, Missouri citizens were asked to rank several social issues facing the United States. These social concerns were ranked in the following order from most to least problematic: crime, drug abuse, health care, public education, problems relating to economy, homeland defense / security, illegal immigration, alcohol abuse, taking care of needed / elderly, and damage to the environment. The responses were analyzed based on their being ranked as one of the top three problem areas in the nation.

This section contains an assessment of the major types of illicit drugs currently in use in the State. These include: marijuana, cocaine / crack, methamphetamine, heroin / opiates, hallucinogens (LSD, PCP, mescaline, psilocybin, etc.), and other types of drugs.

### ***Marijuana***

Marijuana is one of the most abused drugs in the State. In 2008, the Missouri Department of Health and Senior Services recorded 23,634 illicit drug mentions during admissions of Missouri residents to instate hospitals for medical treatment. In the diagnosis of 5,584 patients, marijuana was mentioned as a factor. Of all illicit drugs diagnosed in 2008, marijuana accounted for 23.6%. It was the third most diagnosed drug associated with statewide hospital admissions in 2008.

Marijuana was the greatest contributing factor to people seeking treatment for illicit drug abuse and dependency. In 2009, 31,097 clients were admitted to State-supported facilities for use of one or more illicit drugs. A total of 23,957 primary drug mentions were made by these clients. There were 11,131 clients who indicated marijuana contributed to their drug abuse problem. As a result, marijuana accounted for 46.5% of all primary drug mentions.

A greater proportion of marijuana mentions are associated with drug dependency and treatment centers than hospital admissions. This may indicate marijuana has a greater direct effect on a person's socio-psychological well-being as compared to their physical health.

Marijuana is used by all demographic groups in Missouri. Of the 11,131 clients in treatment programs who indicated marijuana as a problem, 74.8% were male and 25.2% were female (Table 1). In addition, 66.4% were Caucasian, 29% were African American, and 4.6% were either American Indian or another race. The majority of clients were 17 years of age and older (83.9%) while 16.1% were 16 years of age or younger.

Indications are marijuana is a drug of choice by Missouri's youth compared to other illicit drugs. The average age of clients receiving treatment for illicit drug use in 2009 was 30.7 years. However, for the 11,131 clients with a marijuana problem, the average age was 26.6 years. Clients with a marijuana problem first used it at a younger age than clients first used other illicit drugs. The average age of clients' first use of marijuana was 14.4 years compared to 18.6 years for clients' first use of any illicit drugs.

A statewide survey conducted by the Missouri Department of Public Safety in 2006 indicates marijuana was perceived by respondents to have the least amount of risk associated with its use. Of the respondents, 24.3% felt marijuana used once or twice presented a great risk to users. Occasional use of marijuana was perceived to be a great risk by 36.0% of the respondents. Yet regular marijuana use was perceived by 74.7% of the respondents to present a great physical risk to users. Of the survey respondents who have a friend, relative, or acquaintance who uses or sells any illegal drugs, 69.1% know they use and sell marijuana.

**Table 1**  
**Mentions of Drugs In Drug Treatment Admissions**  
**By Demographic Characteristics Of Clients and Drug Type**  
**2009**

	Marijuana	Cocaine	Methamphetamine	Heroin/Opiates	Hallucinogens
<b>Gender</b>					
Male	74.8%	62.6%	59.4%	59.9%	55.2%
Female	25.2%	37.4%	40.6%	40.1%	44.8%
<b>Race</b>					
Caucasian	66.4%	37.3%	95.2%	74.1%	60.6%
African America	29.0%	58.7%	1.4%	23.6%	36.8%
American Indian	0.2%	0.1%	0.3%	0.1%	0.3%
Other	4.4%	3.8%	3.2%	2.1%	2.3%
<b>Age Group</b>					
16 Years & Younger	16.1%	15.5%	0.9%	1.2%	4.5%
17 Years & Older	83.9%	84.5%	99.1%	98.8%	95.5%

Trend analyses were conducted identifying patterns of marijuana use in the State over the past several years. The number of persons admitted to hospitals diagnosed with marijuana as a contributing factor has steadily increased since 2005 (Figure 1). Marijuana mentions increased 4.2% from 2005 to 2006, 14.8% from 2006 to 2007, and 14.1% from 2007 to 2008. An examination of trends of persons seeking treatment in State-supported facilities for primary problems with marijuana indicate use of this drug increased from 2004 through 2006. Treatments of marijuana decreased in 2007 and 2008, but have again increased in 2009 by 2.6% from 2008.

**Figure 1**  
**Marijuana Abuse Emergency Room Diagnoses And Treatment Admission Mentions**  
**2004 Through 2009**

	2004	2005	2006	2007	2008	2009
ER Diagnoses	4,174	4,088	4,261	4,893	5,584	
Treatment Mentions	9,720	10,130	11,149	10,913	10,849	11,131

A regional analysis was conducted based on hospital inpatients and outpatients receiving treatment for drug abuse in 2008. The greatest number of marijuana mentions given in hospital admissions in 2008 was found to be disproportionately greater in small, urban MSAs and Non-MSAs. Joplin MSA mentioned marijuana most (29.9%), followed by Non-MSA (26.3%), St. Joseph MSA (23.7%), Kansas City MSA (23.1%), St. Louis MSA (22.9%), Columbia (18.7%) and Springfield MSA (17.1%) counties.

A statewide survey conducted by the DESE substantiates marijuana use by youth. This survey indicated the proportion of Missouri high school seniors who used marijuana in the past 30 days declined from the high of 28% in 1997 to 18% in 2005. But the proportion increased in 2007 to 19.0% and again in 2009 to 24.2% of all high school seniors (Table 2).

<b>1997</b>	<b>28.0%</b>
<b>1999</b>	<b>26.0%</b>
<b>2001</b>	<b>24.0%</b>
<b>2003</b>	<b>22.0%</b>
<b>2005</b>	<b>18.0%</b>
<b>2007</b>	<b>19.0%</b>
<b>2009</b>	<b>24.2%</b>

### ***Cocaine***

Cocaine is a significantly abused drug in Missouri. In 2008, the DHSS recorded 23,634 illicit drug mentions during medical treatment admissions of Missouri residents to in-state hospitals. In the diagnosis of 4,555 patients, cocaine was mentioned as a factor. Of all illicit drugs diagnosed in 2008, cocaine accounted for 19.3% of the total. It was the second most diagnosed drug associated with statewide hospital admissions in 2008.

Cocaine was a contributing factor for many persons seeking treatment for illicit drug abuse and dependency. In 2009, 31,097 clients were admitted to State-supported facilities for use of one or more illicit drugs. A total of 23,957 primary drug mentions were made by these clients. Cocaine was indicated by 3,373 clients as a contributor to their drug abuse problem. As a result, cocaine accounted for 14.1% of all primary drug mentions.

A disproportionately high number of females used cocaine compared to other major types of illicit drugs. In 2009, over one-third (37.4%) of the 3,373 clients having a cocaine dependency problem admitted to State-supported treatment programs were female (Table 1). Of the 3,373 clients, 58.7% were African American while 37.3% were Caucasian. Nearly all clients were 17 years of age or older (84.5%). Only 15.5% were 16 years of age or younger.

Compared to other illicit drugs, cocaine is a drug of choice by older adults in Missouri. The average age of clients receiving treatment for cocaine in 2009 was 40.3 years as compared to the 30.7 years for clients receiving treatment for other illicit drugs. In addition, clients with a cocaine problem first used it at an older age than clients first used other illicit drugs. The average age of clients' first use of cocaine was 24.5 years compared to 18.6 years for clients' first use of any illicit drug.

In the statewide survey of prevalence of drug use conducted by the DPS, respondents who have a friend, relative, or acquaintance who uses or sells any illegal drugs, 17.8% know they use or sell cocaine. In addition, 11.9% of

the respondents have a friend, relative, or acquaintance who uses or sells crack. The survey also indicates cocaine / crack use is perceived to pose a great risk, physical or otherwise, to users. Of the respondents, 98.2% believe regular cocaine / crack use poses a great risk to users.

Trend analyses were conducted identifying patterns of cocaine use in Missouri over the past several years. When examining these trends, it is apparent use of this drug may be on the decline. As seen in Figure 2, the number of persons admitted to hospitals diagnosed with a cocaine problem increased from 2004 to 2006, but then decreased 16.2% in 2007 (7,332) and 37.9% in 2008 (4,555). The number of people seeking treatment in State-supported facilities for primary problems with cocaine also indicates a trend of decreasing cocaine use. Compared to the previous year, persons seeking cocaine treatment decreased 20.7% in 2008 (4,432) and 23.9% in 2009.

A regional analysis conducted of patients obtaining treatment for drug abuse at Missouri hospitals in 2008 found cocaine use to be proportionately greater in large urban MSAs. The greatest proportion of cocaine mentions in hospital admissions was in St. Louis MSA counties (26.9%) followed by Kansas City MSA (22.9%) counties. Columbia MSA counties had the next greatest proportion of cocaine mentions (22.7%) followed by Non-MSA (9.5%), Joplin MSA (8.8%), St. Joseph MSA (8.5%), and Springfield MSA (7.3%) counties.

An analysis of cocaine ingestion methods by clients receiving drug abuse treatment in 2009 at State-supported facilities indicated 80.6% smoked cocaine. Of these clients, another 12.6% inhaled it, 3.4% ingested it orally, and 3.1% injected it. Because crack cocaine is typically smoked, these proportions suggest the most common form of cocaine used by clients in treatment was crack cocaine.

A statewide survey conducted by the DESE indicates cocaine is used by a significant proportion of youth. The proportion of Missouri high school seniors who used cocaine in the past 30 days increased from 2.0% in 1995 to 4% in 1997 (Table 3). In 1999, the proportion rose significantly to 7.0%, but in 2001 and 2003 it decreased back to 2.0%. The proportion of high school seniors who used cocaine in the past 30 days increased to 3.6% in 2007 and lowered again in 2009 to 2.4%.

**Figure 2**  
**Cocaine Abuse Emergency Room Diagnoses And Treatment Admission Mentions**  
**2004 Through 2009**

	2004	2005	2006	2007	2008	2009
ER Diagnoses	8,182	8,225	8,750	7,332	4,555	
Treatment Mentions	5,606	5,907	6,064	5,588	4,432	3,373

**Table 3**  
**Proportion Of Missouri High School Seniors**  
**Who Used Cocaine In Past 30 Days**  
**1993 Through 2009**

1993	2.0%
1995	2.0%
1997	4.0%
1999	7.0%
2001	2.0%
2003	2.0%
2005	2.1%
2007	3.6%
2009	2.4%

### ***Methamphetamine***

Methamphetamine and amphetamine are frequently abused in Missouri. A total of 23,634 illicit drug mentions were recorded by the DHSS during admissions of Missouri residents to in-state hospitals for medical treatment in 2008. In the diagnosis of 2,209 patients, methamphetamine and amphetamine were mentioned as a factor in 9.4% of all illicit drugs diagnosed in 2008. These drugs were the fourth most diagnosed drugs associated with statewide hospital admissions in 2008.

Methamphetamine and amphetamine were a contributing factor for people seeking treatment for illicit drug use. A total of 31,097 clients were admitted for use of one or more illicit drugs to State-supported facilities in 2009 and 23,957 primary drug mentions were made by these clients. Methamphetamine and amphetamines contributed to the drug abuse problem of 3,912 clients, or 16.3% of all primary drug mentions.

Of the 3,912 clients in treatment programs with methamphetamine or amphetamine problems, 59.4% were male and 40.6% were female (Table 1). Indications are methamphetamine and amphetamines are disproportionately used by Missouri's Caucasian adult population. Of the total clients, 95.2% were Caucasian, 1.4% were African American, and 3.5% were other races. Clients aged 17 years and older accounted for 99.1% of all clients.

The average age of people seeking drug treatment for methamphetamine and amphetamine abuse in 2009 was slightly older than the average age of clients receiving treatment for other illicit drugs. The average age of clients receiving treatment for illicit drugs in 2009 was 30.7 years while the average age of clients with a methamphetamine or amphetamine problem was 32.9 years. Also, clients with a methamphetamine or amphetamine problem first used them at a slightly older age than clients first used any illicit drugs. The average age of clients' first use of methamphetamine or amphetamines is 20.6 years compared to 18.6 years for clients' first use of any illicit drug.

A statewide drug prevalence survey conducted by the DPS indicates methamphetamine is widely abused in Missouri. Of the survey respondents who have a friend, relative, or acquaintance who uses or sells any illegal drugs, 12.8% know they use or sell methamphetamine. This survey also indicates methamphetamine use is perceived to pose a great risk or great risk physically or in other ways. Of the respondents, 99.0% believe regular methamphetamine use poses a great risk to users.

Methamphetamine and amphetamine use appears to be decreasing. The number of persons admitted to hospitals diagnosed with methamphetamine or amphetamine as a contributing factor rose from 3,610 in 2004 to 4,055 in 2005, an increase of 12.3% (Figure 3). However, in the next three years methamphetamine and amphetamine use

declined. Use of these drugs decreased 1.5% from 2006 (3,021) to 2007 (2,976) followed by a 25.8% decrease in 2008 (2,209). The number of persons seeking primary drug treatment in State-supported facilities also indicates a decrease in the use of methamphetamine and amphetamines in recent years. The number of persons admitted to State-supported facilities for treatment rose 21.1% from 4,318 in 2004 to 5,229 in 2005 (Figure 3). Admissions decreased 11.5% to 4,630 in 2006, and 13.9% to 3,756 in 2008. However, in 2009 the number of methamphetamine and amphetamine admissions increased to 3,912, an increase of 4.2%

**Figure 3**  
**Methamphetamine Abuse Emergency Room Diagnoses And Treatment Admission Mentions**  
**2004 Through 2009**

	2004	2005	2006	2007	2008	2009
ER Diagnoses	3,610	4,055	3,021	2,976	2,209	
Treatment Mentions	4,318	5,229	4,630	4,363	3,756	3,912

A regional analysis of patients obtaining treatment for drug abuse at Missouri hospitals in 2008 indicates the greatest number of methamphetamine mentions given in hospital admissions occurs in small urban MSAs and Non-MSAs. Joplin MSA patients sought treatment for methamphetamine most often (23.1%). Patients in St. Joseph MSA counties were next (14.2%), followed by patients in Kansas City MSA (14.1%), Springfield MSA (11.8%), Non-MSA (11.3%), Columbia MSA (7.7%), and St. Louis MSA (3.4%) counties.

An analysis was conducted of methamphetamine and amphetamine ingestion methods used by clients receiving drug abuse treatment in 2009 at State-supported facilities. Of the 3,912 clients having a problem with these drugs, 44.2% smoked methamphetamine or amphetamines, 39.9% injected the drugs, 9.6% inhaled them, 5.8% took methamphetamine or amphetamine orally, and 0.5% used other ingestion methods.

A statewide survey conducted in 2009 by the DESE indicates 4.8% of Missouri high school seniors have used methamphetamine one or more times during their life.

### ***Heroin / Opiates***

Heroin and opiate use is a serious problem in Missouri. In 2008, a total of 23,634 illicit drug mentions were recorded by the DHSS during hospital admissions of Missouri residents for medical treatment. In the diagnosis of 23,634 patients, heroin and opiates were mentioned as factors, and of all illicit drugs diagnosed in 2008, heroin and opiates accounted for 43.1%. These drugs were the most diagnosed drugs associated with statewide hospital admissions in that year.

Heroin and opiates also were a significant contributing factor for people seeking treatment for illicit drug use. In 2009, 31,097 clients admitted to State-supported facilities had 23,957 primary drug mentions. Heroin and opiates contributed to the drug abuse problem of 4,434 clients, or 18.5% of all primary drug mentions (Table 1). Of the 4,434 clients in treatment programs with a heroin or opiate problem, 59.9% were male and 40.1% were female. In addition, 74.1% were Caucasian, 23.6% were African American, and 2.2% were American Indian or another race. Clients aged 17 years and older accounted for 98.8% of all clients while those 16 years or younger accounted for 1.2% of all client.

The average age of clients receiving treatment for heroin or opiates in 2009 was 31.5, only slightly older than that of clients receiving treatment for all drugs (30.7). However, clients with a heroin or opiate problem first used it at a much older age than clients first used other illicit drugs. The average age of clients' first use of heroin or opiates is 22.1 years compared to 18.6 years for clients' first use of all illicit drugs.

A statewide survey of drug use prevalence conducted by the DPS indicates few citizens are aware of persons that abuse heroin. Of the survey respondents who have a friend, relative, or acquaintance who uses or sells any illegal drugs, 4.4% know they use or sell heroin. The survey also indicates heroin use is perceived to pose a great risk, physical or otherwise, to users. Of the respondents, 96.5% believe regular heroin use poses a great risk to users.

When examining trends in heroin and opiate use, it is apparent that use of these drugs has continually increased in recent years. The number of persons admitted to hospitals diagnosed with heroin or opiates as a contributing factor increased from 7,051 in 2004 to 7,229 in 2005, an 2.5% increase (Figure 4). The number of mentions increased 11.9% in 2006 (8,090), 4.8% in 2007 (8,481), and 20.1% in 2008 (10,182). The number of persons receiving treatment in State-supported facilities for primary problems with heroin and opiates has also increased in recent years. In 2007, admissions rose 59.5% over 2006 admissions. Heroin and opiate treatments admissions continued to increase in 2008 (+16.7%) and 2009 (+27.4%).

**Figure 4**  
**Heroin / Opiates Abuse Emergency Room Diagnoses And Treatment Admission Mentions**  
**2004 Through 2009**

	2004	2005	2006	2007	2008	2009
ER Diagnoses	7,051	7,229	8,090	8,481	10,182	
Treatment Mentions	2,075	2,557	1,869	2,981	3,481	4,434

A regional analysis of persons obtaining illicit drug abuse treatment in 2008 at Missouri hospitals indicated the greatest number of heroin / opiate mentions given in hospital admissions in 2008 occurred in Non-MSA and small urban MSAs. Springfield MSA patients mentioned heroin / opiates most often (55.9%). Patients in Non-MSA



counties were next (46.2%), followed by Columbia MSA (45.7%), St. Louis MSA (44.5%), Kansas City MSA (34.9%), Joplin MSA (32.4%), and St. Joseph MSA (30.7%) counties.

Heroin and opiates ingestion methods used by clients receiving drug abuse treatment in 2009 at State-supported facilities also were analyzed. Of the 4,434 clients having a problem with these drugs, 46.8% injected heroin or opiates, 26.1% took the drugs orally, 25.0% inhaled heroin or opiates, 1.2% smoked them, and 0.8% used other ingestion methods.

A statewide survey conducted in 2009 by the DESE indicates a small but significant number of Missouri high school seniors have used heroin one or more times during their life. The proportion of seniors who used heroin increased to 3.1% in 2005 from 1.0% in 2003. This proportion has continued to increase and in 4.8% of seniors in 2009 had used heroin one or more times in their lifetime.

### ***Hallucinogens***

Hallucinogens are abused in Missouri less than other illicit drugs discussed in this section. In 2008, a total of 23,634 illicit drug mentions were recorded by the DHSS during admissions of Missouri residents to in-state hospitals. In the diagnosis of 103 patients, hallucinogens were mentioned as a factor. Of all illicit drugs diagnosed in 2008, hallucinogens accounted for 0.4% of the total. These drugs were the least diagnosed drugs associated with statewide hospital admissions.

Hallucinogens were a minor contributing factor for people seeking treatment for illicit drug use compared to other drugs. In 2009 23,957 primary drug mentions were made by 31,097 clients admitted for use of one or more illicit drugs to State-supported facilities. Hallucinogens contributed to the drug abuse problem of 581 clients, or 2.4% of all primary drug mentions.

The average age of clients receiving treatment for illicit drugs in 2009 was 30.7 years while the average age of the 581 clients with a hallucinogen problem was 31.4 year. The average age of clients' first use of hallucinogens was 21.9 years compared to the average age of clients' first use of other drugs was 18.6 years.

The number of persons admitted to hospitals diagnosed with hallucinogens as a contributing factor has fluctuated during recent years (Figure 5). But in 2007, the number of mentions peaked at 135 mentions. The number of persons admitted to State-supported facilities for treatment of primary problems with hallucinogens began an upward swing in 2006 that has continued through 2009. The greatest increases have been in the last two years. Compared to each previous year hallucinogen mentions increased 133% in 2008 (473) and 22.8% in 2009 (581).

A regional analysis of persons admitted to hospitals for illicit drug problems in 2008 indicated hallucinogen mentions given in hospital admissions in 2008 was found to be about the same in small and large urban MSAs and Non-MSAs. All MSAs recorded less than 1% of all patients admitted to hospitals for mentions of hallucinogens.

An analysis was conducted based on how hallucinogens were ingested by clients receiving drug abuse treatment in 2009 at State-supported facilities. Of the 581 clients having a problem with these drugs, 59.7% orally ingested them, 36.7% smoked hallucinogens, 1.7% injected them, 1.5% inhaled them, and 0.3% administered these drugs by other means.

**Figure 5  
Hallucinogens Abuse Emergency Room Diagnoses And Treatment Admission Mentions  
2004 Through 2009**

	2004	2005	2006	2007	2008	2009
ER Diagnoses	102	85	104	135	103	
Treatment Mentions	195	164	180	203	473	581

### ***Other Illicit Drugs***

Other specific illicit drugs are abused in Missouri less than those previously discussed except for hallucinogens. This general group of drugs includes inhalants, sedatives including barbiturates, and tranquilizers including benzodiazepines. In 2008, a total of 23,634 illicit drug mentions were recorded by the DHSS during admissions of Missouri residents to instate hospitals. In the diagnosis of 1,001 patients, drugs in this group were mentioned as a factor, or 4.2% of the total mentions. Barbiturates were mentioned as a factor in the diagnosis of 476 patients, or 2.0%, of all recorded illicit drug mentions.

Drugs in this group were a less significant contributing factor for people seeking treatment for illicit drug use compared to marijuana, cocaine, or heroin and opiates. In 2009, 23,957 primary drug mentions were made by 31,097 clients admitted for use of one or more illicit drugs to State-supported facilities. These drugs contributed to the abuse problem of 526 clients, or 2.2% of all primary drug mentions.

The number of persons admitted to hospitals diagnosed with illicit drugs as a contributing factor has continually increased since 2004 (Figure 6). And most recently, the number of other drugs diagnosed in hospital admissions increased 4.4% from 2007 (959) to 2008 (1,001). The number of persons seeking treatment in State-supported facilities for primary problems with these drugs appears to have reached a peak in 2006 and has remained fairly constant since. In 2006, the number of persons seeking treatment for other illicit drugs was 872, or 138.2% from 2005. But in 2007 the number of persons seeking treatment decreased 54.0% to 476 mentions. The numbers of persons has remained at similar levels through 2008 (506) and 2009 (526).

The number of other drug mentions given in hospital admissions in 2008 was found to be disproportionately greater in small MSAs and Non-MSAs. Patients in St. Joseph MSA counties mentioned other drugs most often (22.5%). This was followed by Springfield MSA (6.7%), Non-MSA (5.9%), Columbia MSA (4.6%), Joplin MSA (4.6%), Kansas City MSA (4.17%) and St. Louis MSA (1.9%) counties.

A statewide survey conducted in 2009 by the DESE indicated of all high school seniors, 12.0% had used ecstasy, 4.5% had used illicit steroids, and 9.9% had used inhalants at least once in their lifetime.

**Figure 6**  
**Other Drug Abuse Emergency Room Diagnoses And Treatment Admission Mentions**  
**2004 Through 2009**

	2004	2005	2006	2007	2008	2009
ER Diagnoses	816	835	872	959	1001	
Treatment Mentions	425	434	1034	476	506	526

## IMPACT OF ILLICIT DRUG USE

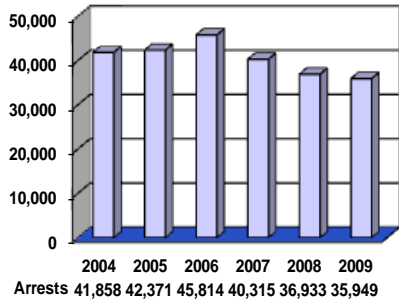
Illicit drug use has a major impact on Missouri's criminal justice system. The enactment of legal sanctions for use of illicit drugs is one of the primary ways society attempts to control and reduce this problem. A substantial amount of resources and effort has been expended by the criminal justice system in detection, apprehension, conviction, and incarceration of illicit drug abusers as well as those associated with illicit drug industries. Illicit drug use also has an impact on the health care system, including hospitals and treatment centers in the State. Serious diseases and complications also can result from drug use including hepatitis, AIDS, and birth defects.

### *Criminal Justice System*

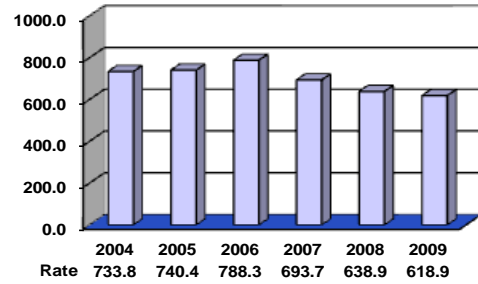
Since 2006, drug arrests in Missouri have continued to decrease (Figure 7). In 2007, the number of arrests decreased 12.0% from 2006. This was followed by an 8.4% decrease in 2008 (36,933) and a 2.7% decrease in 2009 (35,949), as compared to each previous year. Likewise, the drug arrest rate has continued to decrease since 2006 (Figure 8). In 2007, the drug arrest rate decreased to 693.7 per 100,000 population, a 12.0% decrease from the previous year. Arrest rates decreased 7.9% in 2008 (638.9) and 3.1% in 2009 (618.9).

The number of possession and sale / manufacture drug arrests made by law enforcement agencies is indicative of the demand for illicit drugs. In 2009, 35,949 drug arrests were made by Missouri law enforcement agencies. Of these arrests, 30,166, or 83.9%, were for drug possession. Another 5,783 arrests (16.1%) were for sale or manufacture of drugs.

**Figure 7**  
**Number of Missouri Drug Offense Arrests**  
**2004 Through 2009**



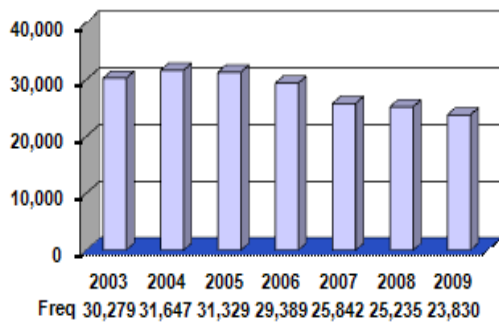
**Figure 8**  
**Rate Of Missouri Drug Offense Arrests**  
**2004 Through 2009**



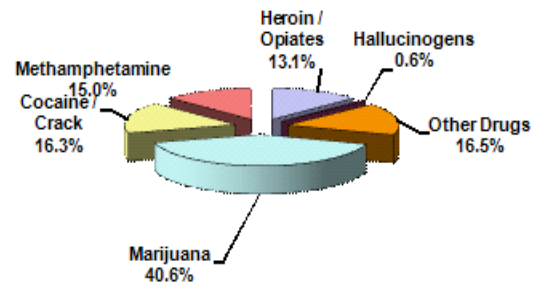
To support drug enforcement by the criminal justice system, a substantial number of cases were tested by Missouri crime laboratories to identify illicit drugs. An analysis of cases processed by Missouri crime laboratories identifies what proportion of their case load resulted in detection of illicit drugs. In 2009, 25,406 cases were processed in fourteen State crime laboratories. Of these cases, 93.8% resulted in detection of one or more illicit drugs. In 6.2% of the cases, no tests were made for illicit drugs or, if tests for illicit drugs were performed, none were found. Illicit drug case loads processed by Missouri crime laboratories have fluctuated over the past few years. Crime laboratory cases with identified illicit drugs increased 4.5% in 2004 from 2003 but since have decreased continually. Most recently, the number of cases with identified illicit drugs decreased 5.6% from 2008 to 2009 (Figure 9).

In 2009, 26,177 drug mentions were made in the 23,830 crime laboratory cases which resulted in detection of one or more illicit drugs. Marijuana was the most frequent drug type mentioned, accounting for 40.6% of total mentions (Figure 10).

**Figure 9**  
**Cases Processed By Missouri Crime Laboratories**  
**With Identified Drug**  
**2003 Through 2009**



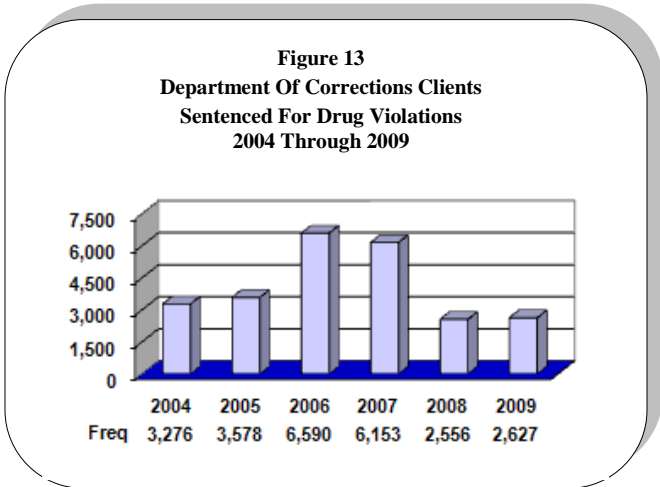
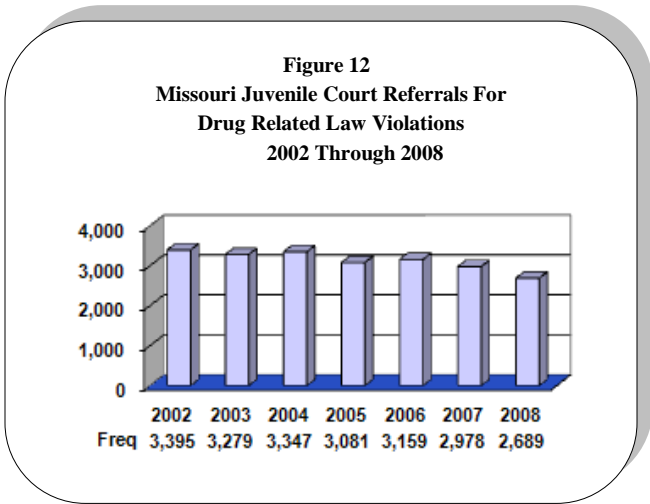
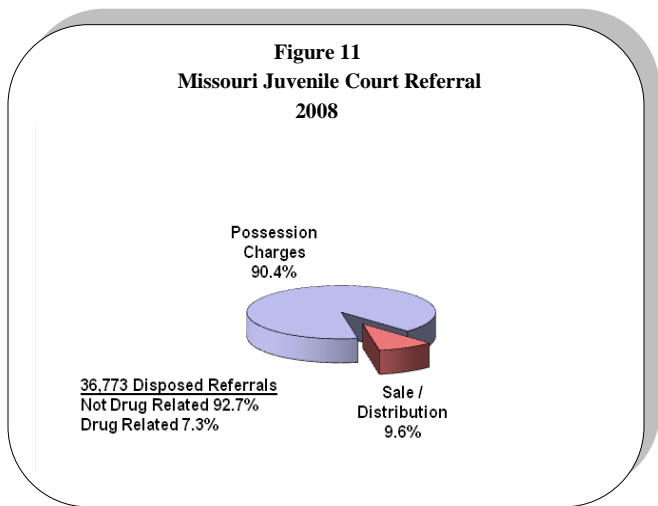
**Figure 10**  
**Illicit Drugs Identified In Missouri Crime Laboratory Cases**  
**By Drug Type**  
**FY 2009**



Youth involvement with drugs is a serious problem for Missouri's juvenile justice system. Using data from the Juvenile Court Referral Information System, an analysis was conducted for juveniles receiving a final court referral disposition. Of the 36,773 disposed referrals in 2008, dangerous drug violations were associated with 2,689, or 7.3% (Figure 11). Of these dangerous drug law violation referrals, 90.4% were associated with possession of dangerous drugs and 9.6% were related to sale and distribution.

Dangerous drug referrals handled by the Missouri juvenile court system fluctuated from 2002 through 2006 but have decreased in the most recent years (Figure 12). Compared to each previous year, juvenile court referrals decreased 5.7% in 2007 and 9.7% in 2008.

One of the most severe sanctions society can impose on illicit drug users and illicit drug industry law violators convicted of such offenses is incarceration. In Missouri, a substantial amount of State penal institutions' resources and facilities have been devoted to incarcerating drug law violators. Of the 9,799 custody clients in 2009, 27.8% were incarcerated as a result of being convicted on one or more drug law violations. An examination of trends associated with incarcerating drug law violators indicates a significant decrease of drug law violators since 2007. Incarcerated drug violators decreased 31.5% from 6,153 in 2007 to 2,556 in 2008. The number of violators remained at about the same number in 2009 (2,627) as in 2008 (Figure 13).

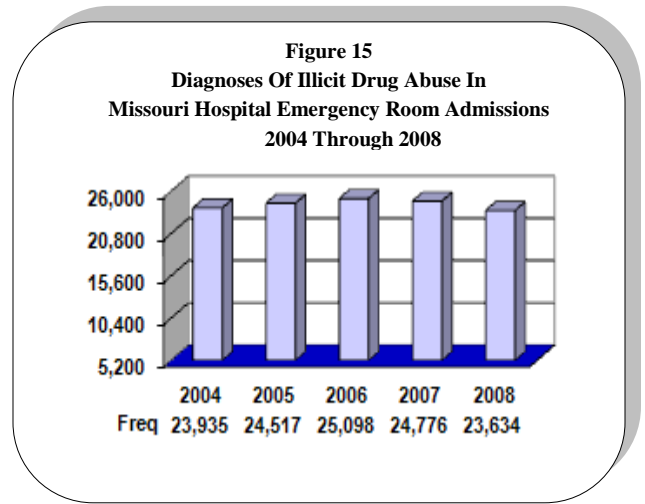
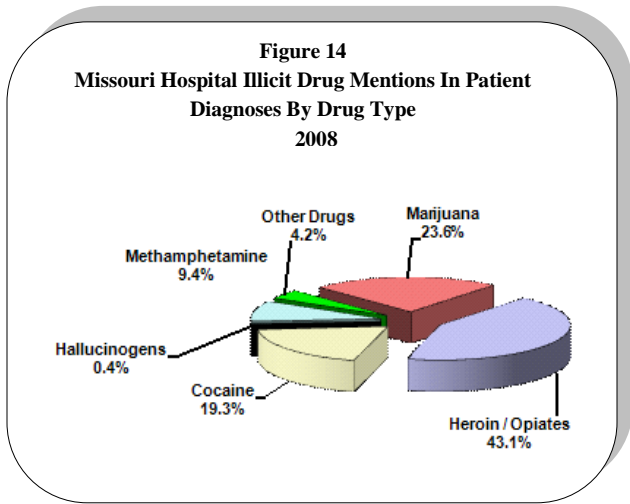


**Health Care System**

In many cases, illicit drug use results in adverse physical and psychological reactions causing the person to require medical treatment. To identify the impact on health care in Missouri, an analysis was conducted of data describing hospital admissions for illicit drug diagnoses. Of the 23,634 illicit drugs mention given in hospital admission diagnoses in

2008, heroin / opiate were most frequently mentioned and accounted for 43.1% of the total mentions (Figure 14). The next most frequently mentioned illicit drugs were cocaine (19.3%), marijuana (23.6%), and methamphetamine (9.4%).

To identify trends of the impact the State's health care system, an analysis was conducted on these same data. This analysis indicated that since 2006 the number illicit drug diagnoses in hospital admissions has decreased annually (Figure 15). Drug mentions decreased 1.3% in 2007 and also decreased 4.5% in 2008 as compared to each previous year.



Over time, drug dependency tends to impair users psychological well-being, adversely affects their interpersonal relationships, and dramatically reduces their ability to function as productive members of society. During 2009, 43 state-supported agencies operated approximately 260 treatment sites located throughout Missouri with programs designed to assist individuals break their cycle of drug dependency. In addition, a number of private institutions in the State provide similar types of programs. All State-supported programs treat persons having dependencies on alcohol, other legal drugs, and illicit drugs. In some cases, the individual may be dependent on more than one type of drug.

Certain types of illicit drug ingestion practices cause life threatening consequences to the drug abuser as well as other people they come in contact with. The intravenous injection of illicit drugs can transmit HIV and AIDS as well as a number of other serious diseases such as hepatitis. During 2008, 436 AIDS cases and 228 HIV cases were diagnosed in Missouri where intravenous drug use was suspected as the primary means of infection (Table 4). Another 408 AIDS cases and 210 HIV cases were diagnosed involving both male homosexual activity and drug use via injection. In these instances, intravenous drug use was one of two suspected means of infection.

**Table 4**  
HIV / AIDS Cases Contracted By Intravenous Drug Use 2001 Through 2008

Year	IV Drug Use Cases		Homosexual IV Drug Use Cases	
	HIV	AIDS	HIV	AIDS
	2001	392	680	265
2002	418	739	287	830
2003	422	762	264	844
2004	314	374	209	379
2005	316	390	209	395
2006	315	405	217	399
2007	302	418	220	405
2008	228	436	210	408

## ILLICIT DRUG INDUSTRY IN MISSOURI

Missouri has a substantial illicit drug industry. It not only supports illicit drug users in the State, but also involves exportation and distribution of illicit drugs on an interstate basis. A variety of data sources were used to assess Missouri's drug industries. Reliance was placed on existing law enforcement arrest and illicit drug activity information systems and quarterly program progress reports. Published federal and state law enforcement agency reports describing State illicit drug industries and results of a drug industry profile survey sent to MJDTFs also were used.

Illicit drug industries involve manufacturing, cultivating, distributing, and marketing. Of the twenty-six multi-jurisdictional drug task force (MJDTFs) contacts that responded to a drug industry survey, all stated these industries are a moderate or major problem in Missouri (Table 5). The most problematic drug industry identified in the survey is marijuana point-of-sale. The next two most problematic are methamphetamine production and interstate drug distribution / trafficking. Hallucinogen point-of-sale is the least most problematic drug industry in the State.

Specific industries in Missouri are discussed in this section, including marijuana cultivation; clandestine methamphetamine labs; interstate illicit drug distribution / trafficking; and distribution / point-of-sale illicit drug trafficking.

**Table 5**  
**Seriousness Of Specific Illicit Drug Industries In Missouri**  
**As Perceived By Multi-Jurisdictional Drug Task Forces**  
**2010**

<b>Drug Industry</b>	<b>Major Problem</b>	<b>Moderate Problem</b>	<b>Minor Problem</b>	<b>No Problem</b>
<b>Marijuana Cultivation</b>	<b>7.7%</b>	<b>61.5%</b>	<b>30.8%</b>	<b>0.0%</b>
<b>Methamphetamine Production</b>	<b>76.9%</b>	<b>15.4%</b>	<b>7.7%</b>	<b>0.0%</b>
<b>Interstate Drug Distribution / Trafficking</b>	<b>42.3%</b>	<b>53.8%</b>	<b>3.8%</b>	<b>0.0%</b>
<b>Point-Of-Sale Distribution</b>				
<b>Marijuana</b>	<b>80.8%</b>	<b>19.2%</b>	<b>0.0%</b>	<b>0.0%</b>
<b>Cocaine / Crack Cocaine</b>	<b>42.3%</b>	<b>42.3%</b>	<b>15.4%</b>	<b>0.0%</b>
<b>Methamphetamine</b>	<b>76.9%</b>	<b>19.2%</b>	<b>3.8%</b>	<b>0.0%</b>
<b>Heroin / Opiates</b>	<b>24.0%</b>	<b>40.0%</b>	<b>24.0%</b>	<b>12.0%</b>
<b>Hallucinogens</b>	<b>3.8%</b>	<b>15.4%</b>	<b>57.7%</b>	<b>23.1%</b>
<b>Ecstasy / Designer Drugs</b>	<b>0.0%</b>	<b>48.0%</b>	<b>48.0%</b>	<b>4.0%</b>
<b>Illicit Pharmaceutical Drugs</b>	<b>50.0%</b>	<b>26.9%</b>	<b>23.1%</b>	<b>0.0%</b>
<b>Crack Cocaine Processing</b>	<b>23.1%</b>	<b>42.3%</b>	<b>30.8%</b>	<b>3.8%</b>

### *Marijuana Cultivation*

According to the 2007 National Survey on Drug Use & Health<sup>17</sup> marijuana was used by 14.4 million persons in the past month. Marijuana refers to the leaves and flowering buds of cannabis sativa, commonly known as the hemp plant. This plant contains cannabinoids (THC) that are responsible for the psychoactive effects of cannabis. Several varieties of marijuana are grown in Missouri for commercial use. A substantial amount of marijuana, known as ditchweed or volunteer, grows wild in the State. These wild patches are harvested as opportunity presents itself. Normally, wild marijuana has relatively low THC levels and is not extremely potent. A number of trafficking groups operating outside the harvest area purchase or harvest wild marijuana and use it to dilute more potent varieties.

Cultivated marijuana is intentionally planted, cultivated, and harvested. Both male and female marijuana plants are grown to maturity and allowed to pollinate. This variety contains moderate levels THC and is considered fairly potent. Marijuana varies significantly in its potency, depending on the source and selection of plants. The form of marijuana

known as sinsemilla is planted, cultivated, and harvested but as part of the cultivation process, male plants are pulled from the patch when they start to mature. As a result, female plants are unable to pollinate and their THC levels dramatically increase. This type of plant is considered very potent and is in high demand. The cultivation of sinsemilla is associated with both outside and inside operations but is the predominant variety grown indoors. In 1974, the average THC content of illicit marijuana was less than one percent. For the year 2007 the average THC level contained almost 10 percent. Sinsemilla potency increased in the past two decades from 6% to more than 13 percent, and some samples contained THC levels of up to 33 percent.

Production of both cultivated and sinsemilla marijuana has fluctuated in Missouri during the past several years. In 2009, a total of 10,763 cultivated marijuana plants were destroyed by multi-jurisdictional drug task forces (Table 6). Historically, few sinsemilla plants are eradicated by MJDTFs but in 2003, 1,318 sinsemilla plants were destroyed.

**Table 6**  
**Eradication Of Cultivated And Sinsemilla Marijuana Plants**  
**By Multi-Jurisdictional Drug Task Forces**  
**Fiscal Years 2003 Through 2009**

Year	Cultivated Plants	Sinsemilla Plants
2003	2,606	1,318
2004	1,949	51
2005	4,499	1
2006	6,011	168
2007	2,056	794
2008	2,429	414
2009	10,763	87

Multi-jurisdictional drug task forces were asked to submit profiles on drug industries that were major or moderate problems in their jurisdiction. Of the twenty-six responding MJDTFs that indicated marijuana cultivation was either a major or moderate problem in their jurisdictions, 94.4% indicated marijuana is grown indoors in their jurisdictional area and 72.2% indicated it was grown outdoors. Much of the outdoor cannabis cultivation in the United States occurs where growers can take advantage of an areas remoteness to minimize the risk of asset forfeiture. The by-products of outdoor marijuana crops can potentially contaminate waterways or destroy vegetation and wildlife habitat through the use of chemical fertilizers and pesticides or from the trash and human waste left behind at large cultivation sites. Also worth noting is the potential danger of fires that are started to clear timber or ground cover to prepare cultivation sites. Of the MJDTFs indicating marijuana is cultivated outdoors in their jurisdictions, 92.3% reported marijuana is grown on natural or undisturbed fields (Table 7). Also, 69.2% reported marijuana is dispersed in existing crops and 61.5% reported marijuana is grown in government forests.

Potentially harmful situations are associated with indoor cultivation sites. Persons are exposed to increased risk of fire or electrocutions from rewiring electrical bypasses in grow houses. They may also be exposed to toxic molds found in grow houses due to high levels of relative humidity. Of the MJDTFs indicating marijuana is cultivated indoors in their jurisdictions, 100.0% stated it is grown in residences, and 47.1% indicated it is grown in barns /outbuildings and garages.



**Table 7**  
**Location of Outdoor and Indoor Marijuana Cultivation**  
**As Perceived By Multi-Jurisdictional Drug Task Forces**  
**2010**

<b>Outdoor Locations</b>	
Natural / Undisturbed Fields	92.3%
Cultivated / Fallow Farmland	53.8%
River / Stream Banks	100.0%
Dispersed In Existing Crops	69.2%
Government Forest	61.5%
Along Railroad Lines	30.8%
Along Roadsides	30.8%
Other	7.7%
<b>Indoor Locations</b>	
Private Residences	100.0%
Garages	41.2%
Barns / Outbuildings	47.1%
Abandoned Buildings	5.9%

MJDTFs survey responses indicate marijuana is cultivated predominantly by Caucasians between the ages of 26 and 35. Of the MJDTFs indicating marijuana cultivation is a major or moderate problem, 94.4% indicated males were involved in this industry, 92.4% indicated Caucasians were involved, and 45.4% indicated persons aged 26 through 35 were involved (Table 8).

Of those MJDTFs indicating marijuana cultivation is a major or moderate problem, 27.8% indicated this industry is moderately organized (Figure 16). Another 55.6% of surveyed MJDTFs indicated marijuana cultivation is loosely organized or unorganized.

In over half (55.6%) of the areas served by MJDTFs marijuana cultivation is remaining constant. In other regions, however, those MJDTFs indicating this industry is a major or moderate problem, 38.9% indicate this industry has increased (Figure 17).

**Table 8**  
**Demographic Characteristics of Persons Involved In Marijuana Cultivation**  
**As Perceived By Multi-Jurisdictional Drug Task Forces**  
**2010**

<b><u>Gender</u></b>	
Male	94.4%
Female	0.0%
Both	5.6%
<b><u>Race</u></b>	
Caucasian	92.4%
African American	1.9%
Hispanic	4.8%
Asian	0.6%
Other	0.0%
<b><u>Age Group</u></b>	
17 & Under	0.3%
18 - 25	19.6%
26 - 35	45.4%
36 - 50	32.9%
Over 50	12.7%

Figure 16

Organization Levels Associated With Marijuana Cultivation As Perceived By Multi-Jurisdictional Drug Task Forces 2010

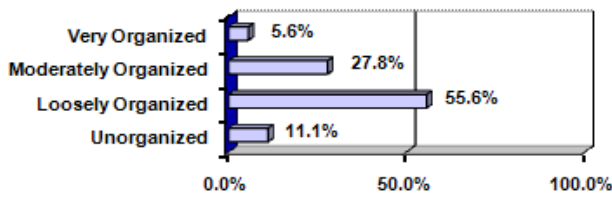
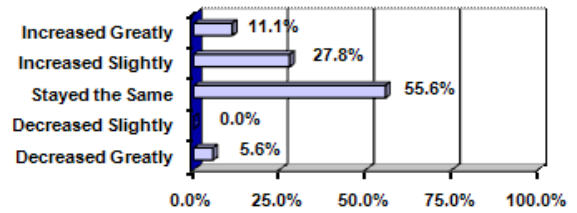


Figure 17

Trends of Marijuana Cultivation Industry As Perceived By Multi-Jurisdictional Drug Task Forces 2010



### *Methamphetamine Clandestine Laboratories*

Since the late 1990's, methamphetamine labs have created a problem for many communities across the United States. Not only is methamphetamine itself dangerous, but the methods of making methamphetamine are volatile, hazardous and toxic. The adoption of new processing methods has, no doubt, played a significant role in this increase. The following discussion of these methods was derived from NDIC publications. Five methods are typically used to produce methamphetamine in clandestine laboratories. Four of these methods involve chemical reduction of ephedrine / pseudoephedrine but use different precursor chemicals. Mexican methamphetamine trafficking organizations typically utilize hydriodic acid and red phosphorous to reduce ephedrine / pseudoephedrine. When hydriodic acid supplies are limited, high quality methamphetamine is produced using iodine in its place. Another method, known as Hypo reduction, also uses iodine with hypo-phosphorous acid in place of red phosphorous. This method is particularly dangerous due to the volatility of phosphine gas produced during the reduction process, and many times fires and explosions result. The Birch method utilizes anhydrous ammonia and sodium or lithium metal to reduce ephedrine or pseudoephedrine to produce high grade methamphetamine. This method can yield a finished product in two hours and requires no sophisticated equipment and many of the ingredients do not arouse suspicion when purchased in small quantities. The P2P is the one method of methamphetamine production that does not involve ephedrine or pseudoephedrine reduction. Rather, processing of principal chemicals including phenyl-2-propanone, aluminum, methylamine, and mercuric acid yields low quality methamphetamine. This method has been most commonly utilized by outlaw motorcycle gangs. There is another method of making methamphetamine that does not require a heating element or open flame. Ephedrine or pseudoephedrine tablets are crushed and combined with household chemicals and then shaken in a soda bottle. The chemical reaction that produces methamphetamine is known as the Shake and Bake method.

Threats posed by methamphetamine production equate those presented to users of this drug. In the production of methamphetamine, fire and explosion hazards typically occur due to the flammability of precursor chemicals. Environmental hazards occur as a result of improper storage or disposal of precursor chemicals in rivers, fields, and forests. Because clandestine laboratories are commonly constructed in private residences, exposure to toxic precursor chemicals can impact the health of the methamphetamine producers and their family members. Communities are affected by the aftermath and vacated remains associated with these laboratories. It is estimated that every pound of methamphetamine produced results in 5 to 7 pounds of toxic waste that create a severe environmental cost. Dump site chemicals contaminate water supplies, kill livestock, destroy national forest lands, and render areas uninhabitable.

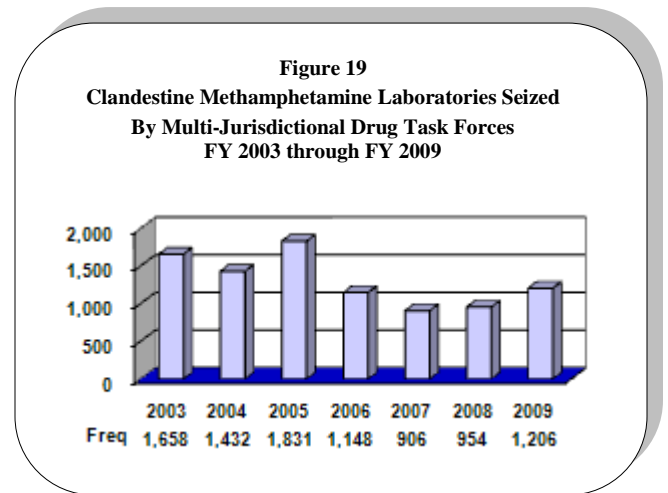
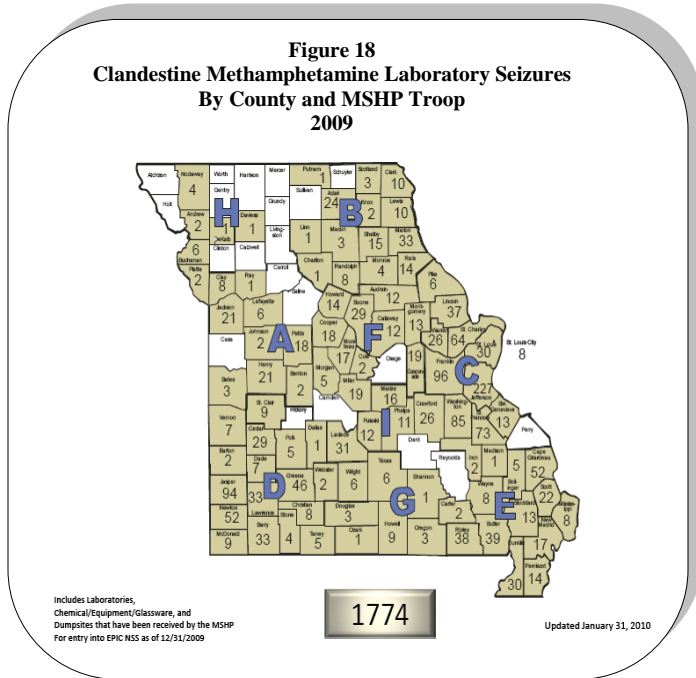
Nationally, methamphetamine clandestine laboratories are widely found throughout the Pacific, Southwest, and Central (including Missouri) regions of the country. Powdered methamphetamine is the most commonly found form although use of crystal methamphetamine, known as ice, is increasing in the Kansas City area.

From analyses based on multi-jurisdictional drug task force program progress reports, a substantial portion of this industry is centered in both urban and rural MSA regions of the State. During Fiscal Year 2009, 1206 clandestine methamphetamine laboratories were destroyed by multi-jurisdictional drug task forces in Missouri. Of these, 29.5% were destroyed in St. Louis MSA counties. Another 30.6% of the clandestine methamphetamine labs were destroyed in the

non-MSA counties and 7.9% were destroyed in the Joplin MSA. Kansas City MSA counties accounted for 5.9% of the total destroyed clandestine methamphetamine labs, followed by Springfield MSA (14.1%), St. Joseph MSA (0.8%) and Columbia MSA (7.0%) counties.

In 2009, 1,774 methamphetamine clandestine laboratory seizures or dump sites of chemicals, equipment, or glassware were reported in Missouri. (Figure 18) identifies the counties where these seizures occurred. There has been a high concentration of methamphetamine laboratory seizures in the southwest portions of the State as well as in the St. Louis area.

The number of methamphetamine clandestine laboratories seized by the statewide multi-jurisdictional drug task forces decreased from 2003 through 2007 but has shown a general trend of increased use in 2008 and 2009 (Figure 19). Seizures increased 5.3% in 2008 followed by an increase of 26.4% in 2009 as compared to each previous year.



An examination of Missouri crime laboratory case processing data suggests methamphetamine manufacturing has decreased in the State over the past few years. In 2009, Missouri crime laboratories processed only 447 clandestine lab cases in which methamphetamine final product, methamphetamine precursor chemicals, or both final product and precursor chemicals were detected (Table 9). This compares to a total of 1,307 such cases in 2002.

All MJDTFs that perceived this industry to be a major or moderate problem indicated methamphetamine labs are found indoors although 87.5% stated they are found outdoors as well. Several outdoor and indoor locations for methamphetamine laboratories were noted by the MJDTFs responding to the drug industry survey. All task forces indicated methamphetamine labs are found outdoors in wooded areas and rural fields (Table 10). Other common outdoor areas indicated by MJDTFs as methamphetamine lab sites are vehicles, gravel roads, and river banks / accesses. All MJDTFs indicated indoor methamphetamine labs are found in single family residences and apartment / condominiums. Task forces also indicated common indoor sites for methamphetamine lab sites are barns and outbuilding, garages, and abandoned buildings.

**Table 9**  
**Cases with Methamphetamine Products And Precursors**  
**Detected By Missouri Crime Laboratories**  
**FY 2002 through FY 2009**

<b>Year</b>	<b>Product Only</b>	<b>Precursor Only</b>	<b>Both</b>
2002	414	266	627
2003	373	190	570
2004	454	179	539
2005	417	190	576
2006	276	179	373
2007	109	99	199
2008	114	75	245
2009	104	93	250

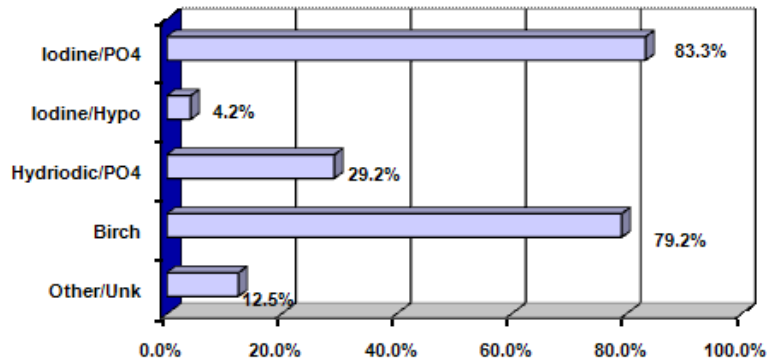
**Table 10**  
**Locations Used For Clandestine**  
**Methamphetamine Production As Perceived By**  
**Multi-Jurisdictional Drug Task Forces**  
**2010**

<b>Outdoor Locations</b>		
Wooded Areas / Rural Fields		100.0%
Campgrounds		42.9%
River Banks / Accesses		76.2%
Farmland		76.2%
Caves		19.0%
Public Parks		38.1%
Gravel Roads		85.7%
Vehicles		95.2%
Government Forest		47.6%
Other		0.0%
<b>Indoor Locations</b>		
Hotels / Motels		87.5%
Workplaces		12.5%
Abandoned Buildings		87.5%
Barns / Outbuildings		83.3%
Garages		87.5%
Single Family Residences		100.0%
Apartments / Condominiums		70.8%
Other		0.0%

Task forces indicated participants in this industry use several methods to produce methamphetamine but most prefer the Birch reduction method. Of the MJDTFs indicating clandestine methamphetamine laboratories are a serious or moderate problem in their jurisdictions, 79.2% stated the Birch reduction method was the most used (Figure 20). In addition, all task forces indicated that powder methamphetamine is the most popular to produce.

In the drug industry survey, MJDTFs also were asked what types of precursor chemicals are used in clandestine methamphetamine laboratories seized in their jurisdictions. Of the respondents indicating this industry is a major or moderate problem, all indicated ether, camping fuels / liquid, cold capsules /ephedrine, organic solvents and lithium batteries are most commonly used to produce the drug (Table 11).

**Figure 20**  
**Types of Chemical Processing Associated With Methamphetamine Production**  
**As Perceived By Multi-Jurisdictional Drug Task Forces**  
**2010**



**Table 11**  
**Clandestine Methamphetamine Precursor Chemicals**  
**As Perceived By Multi-Jurisdictional Drug Task Forces**  
**2010**

Precursor Chemicals	
Anhydrous Ammonia	91.7%
Ether / Starting Fluid	95.8%
Liquid Iodine	83.3%
Highway Flares	62.5%
Lithium Batteries	100.0%
Camping Fuels	100.0%
Cold Capsules / Ephedrine	100.0%
Organic Solvent	100.0%
Acids	95.8%
Red Devil Dye	95.8%
Hydrogen Peroxide	83.3%
Ammonia Sulfate	45.8%
Other	0.0%

Sources of precursor chemicals used to process methamphetamine in clandestine laboratories vary. Retail stores are the most common source of precursor chemicals according to 91.3% of MJDTFs that indicated methamphetamine production is a major or moderate problem in their jurisdictions (Table 12). Other common sources of precursor chemicals identified by task forces include drug stores, farm supply stores, and hardware stores, all at 82.6%. Portable field tanks (71.4%) are the most common source of anhydrous ammonia identified by task forces with a major or moderate clandestine methamphetamine laboratory problem. Other anhydrous ammonia sources include farm co-ops (66.7%) or its home-made by methamphetamine cooks (52.4%). Persons involved in producing methamphetamine are predominately both male and female Caucasian between the ages of 26 and 50. Of the MJDTFs stating this industry is a major or moderate problem in their jurisdictions, 50.0% indicated participants are male, 97.1% indicated participants are Caucasian, and 45.9% indicated their ages range from 26 through 35 (Table 13).

**Table 12**  
**Sources of Methamphetamine Precursor Chemicals**  
**As Perceived By Multi-Jurisdictional Drug Task Forces**  
**2010**

<b>Precursor Chemical Sources</b>		<b>Anhydrous Ammonia</b>	
Mail Order	8.7%	Field Tanks	71.4%
Catalogs / Farm Supply	82.6%	Farm Supply Stores	23.8%
Stores / Veterinarian	13.0%	Farm Co-ops	66.7%
Suppliers / Retail	91.3%	Bulk Fertilizer Plants	28.6%
Discount Chemical Supply	17.4%	Poultry Processing Plants	0.0%
Hardware Warehouse	82.6%	Imported From Other States	4.8%
Drug Stores	82.6%	Home Made	52.4%
Overseas Pharmaceutical	0.0%	Other	4.8%
Other	0.0%		

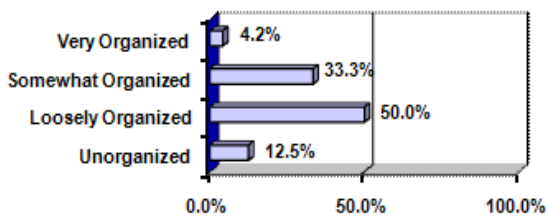
**Table 13**  
**Demographic Characteristics of Persons Involved In**  
**Clandestine Methamphetamine Production**  
**As Perceived By Multi-Jurisdictional Drug Task Forces**  
**2010**

<b><u>Gender</u></b>	
Male	50.0%
Female	0.0%
Both	50.0%
<b><u>Race</u></b>	
Caucasian	97.1%
African American	0.7%
Hispanic	2.3%
Asian	0.0%
Other	0.0%
<b><u>Age Group</u></b>	
17 & Under	0.2%
18 - 25	21.1%
26 - 35	45.9%
36 - 50	28.8%

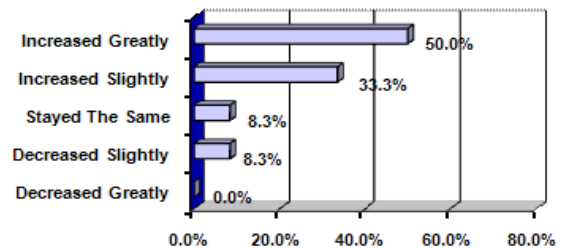
One half of the task forces indicated persons in this industry are loosely organized (50.0%) and may share processing techniques or equipment (Figure 21). Another third (33.3%) of the respondent MJDTFs indicated participants in this industry are somewhat organized.

Clandestine methamphetamine production appears to be increasing in most regions of the State (Figure 22). Of the MJDTFs that indicated this industry is a moderate or major problem, over half of the MJDTFs (83.3%) indicated this industry had a recent slight or great increase in growth in their jurisdiction (Figure 22).

**Figure 21**  
**Organization Levels Associated With**  
**Clandestine Methamphetamine Production**  
**As Perceived By Multi-Jurisdictional Drug Task Forces**  
**2010**



**Figure 22**  
**Trends of Clandestine Methamphetamine Production**  
**As Perceived By Multi-Jurisdictional Drug Task Forces**  
**2010**



### ***Missouri Interstate Distribution Trafficking***

Missouri serves as a conduit for transportation of significant amounts of illicit drugs between out-of-state points of origin and destination. Missouri's central location in the nation and extensive interstate roadway system increases its likelihood of being involved in illicit interstate drug trafficking.

Different transportation methods are used to move illicit drugs through Missouri. Illicit drugs primarily are moved by land and air. Roadways are utilized for interstate drug trafficking more extensively than other transportation systems. Both private individuals and commercial operators transport illicit drugs, sometimes knowingly and other times unknowingly. Marijuana is distributed / trafficked in all MJDTFs jurisdictions (Table 14). Other widely distributed / trafficked drugs identified by task forces were cocaine/crack cocaine (88.0%) and methamphetamine (72.0%).

**Table 14**  
**Types of Drugs Transported Across Missouri**  
**As Perceived By Multi-Jurisdictional Drug Task Forces**  
**2010**

Cocaine / Crack	88.0%
Marijuana	100.0%
Methamphetamine	72.0%
Ecstasy / Designer Drugs	48.0%
Heroin / Opiates	44.0%
Pharmaceuticals	20.0%
Hallucinogens	16.0%
Khat	8.0%

MJDTFs were asked to identify vehicle types and transportation systems commonly used to transport illicit drugs across the State. Of the MJDTFs indicating interstate drug distribution / trafficking is a major or moderate problem, 88.0% stated drugs are transported by noncommercial vehicles on interstate roadways (Table 15). Other common vehicle types used for drug distribution / trafficking are commercial vehicles (88.0%) and mail couriers (68.0%).

**Table 15**  
**Vehicle Types Used To Transport Drugs Across Missouri**  
**As Perceived By Multi-Jurisdictional Drug Task Forces**  
**2010**

<u>Vehicle Type</u>	
Non Commercial Vehicles	88.0%
Commercial Vehicles	88.0%
Mail Couriers	68.0%
Bus Lines	28.0%
Train Lines	12.0%
Commercial Airlines	0.0%
Private Airlines	4.0%

Interstate drug distribution / trafficking is conducted by both males and females of most races and age groups. Of the MJDTFs indicating this industry is a major or moderate problem 52.0% indicated only males distribute / traffic drugs while 48.0% stated both males and females participate (Table 16). Of the MJDTFs with a moderate or major drug distribution / trafficking problem, 42.2% indicated Caucasians are participants and 28.6% stated Hispanics participate. Of these same MJDTFs, 46.8% indicated persons aged 26 through 35 were most commonly involved in this industry.

**Table 16**  
**Demographic Characteristics of Persons Involved In**  
**Interstate Drug Distribution / Trafficking**  
**As Perceived By Multi-Jurisdictional Drug Task Forces**  
**2010**

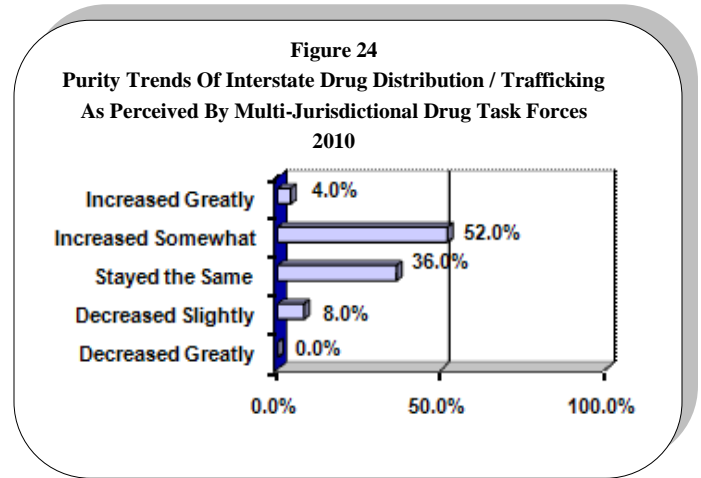
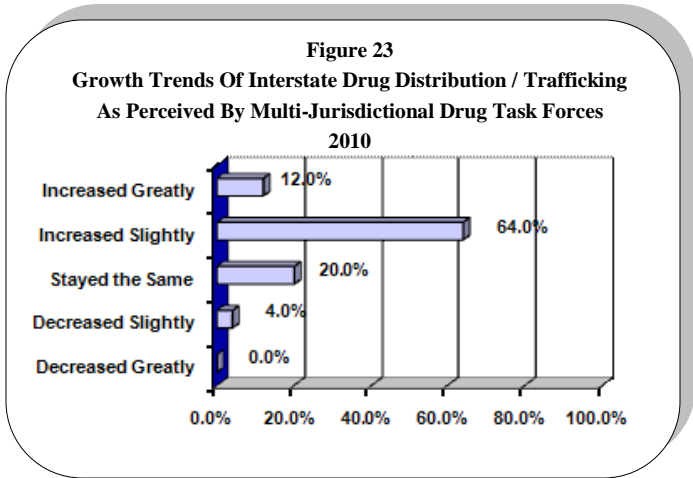
<u>Gender</u>	
Male	52.0%
Female	0.0%
Both	48.0%
<u>Race</u>	
Caucasian	42.2%
African American	28.4%
Hispanic	28.6%
Asian	0.6%
Other	0.6%
<u>Age Group</u>	
17 & Under	0.9%
18 - 25	22.6%
26 - 35	46.8%
36 - 50	25.8%
Over 50	3.8%

Interstate drug distribution is more organized than other illicit drug industries. Of the MJDTFs indicating interstate drug distribution is a major or moderate problem, 92.0% indicated this industry is very or somewhat organized. Only 16.0% of the MJDTFs stated that gangs are involved with interstate drug distribution / trafficking. Street gangs and ethnic / nationalist gangs were most associated with this industry.

According to Missouri drug task forces, interstate drug distribution / trafficking industry may be increasing in the State. Of the MJDTFs that believe this industry is a major or moderate problem in their jurisdictions, over half (76.0%)



responded drug distribution / trafficking is slightly or greatly increasing (Figure 23). In addition, 36.0% of the responding task forces consider the purity of distributed / trafficked drugs to be staying the same while 56.0% believe purities of transported drugs are increasing (Figure 24).



### Distribution and Point-of-Sale Drug Trafficking

A large portion of Missouri's illicit drug industry is devoted to distributing and selling these products to individuals for their own consumption. Distribution and point-of-sale trafficking patterns vary by the type of illicit drug involved. Due to that fact, distribution and point-of-sale patterns for each major illicit drug used in Missouri are presented separately.

#### Marijuana

Marijuana is one of the most widely distributed and sold drugs in Missouri. Locally cultivated marijuana provides the bulk of the drug distributed and sold in the State and most traffickers prefer to distribute and sell cultivated marijuana, especially sinsemilla. The NDIC reports marijuana traffickers also distribute and sell bulk quantities of foreign marijuana, primarily grown in Mexico, Colombia, and Jamaica, that is transported from Southwestern United States. Mexican and Colombian marijuana entering southwestern U.S. cities (San Diego and Phoenix) is trafficked to Kansas City and on to other Missouri areas. St. Louis is a destination city for Jamaican marijuana.

Analyses of marijuana quantities seized by multi-jurisdictional drug task forces indicate this industry is substantial and law enforcement efforts to remove the drug are increasing dramatically (Table 17). In Fiscal Year 2008, 375,502 ounces of marijuana were seized compared to 179,389 ounces in Fiscal Year 2007. In Fiscal Year 2009, 157,861 ounces of marijuana were seized. This is a decrease of 58.0% from 2008.

**Table 17**  
**Ounces of Drugs Seized By**  
**Multijurisdictional Drug Task Forces**  
**FY 2002 Through FY 2009**

Fiscal Year	Marijuana	Cocaine	Crack	Meth	Heroin / Opiates	LSD	PCP	Ecstasy*
2002	205,455	8,721	405	1,917	27	0	86	NA
2003	167,457	5,166	353	2,324	8	24	54	6,435
2004	324,671	4,759	414	4,918	223	<1	50	459
2005	176,497	14,598	833	3,059	575	1	5	1,470
2006	311,138	14,232	5,919	3,200	1,331	8	535	1,743
2007	179,389	17,968	667	6,721	739	<1	531	11,440
2008	375,502	14,016	291	508	180	<1	275	13,195
2009	157,861	5,610	297	2,815	589	19	897	566

All MJDTFs perceive point-of-sale marijuana to be a major or moderate problem in Missouri. Marijuana sales most commonly take place in homes or streets / parking lots. Private residences were identified by 92.3% of the MJDTFs as locations of marijuana sales while 92.3% identified streets / parking lots as locations (Table 18). Sale of marijuana from vehicles was noted by 88.5% of the MJDTFs.

**Table 18**  
**Location Of Marijuana Point-Of-Sale Distribution**  
**As Perceived By Multi-Jurisdictional Drug Task Forces**  
**2010**

<b>Private Residences</b>	<b>92.3%</b>
<b>Streets / Parking Lots</b>	<b>92.3%</b>
<b>Vehicles</b>	<b>88.5%</b>
<b>Hotels / Motels</b>	<b>69.2%</b>
<b>Bars / Nightclubs</b>	<b>65.4%</b>
<b>Work Places</b>	<b>38.5%</b>
<b>Schools / Playgrounds</b>	<b>26.9%</b>

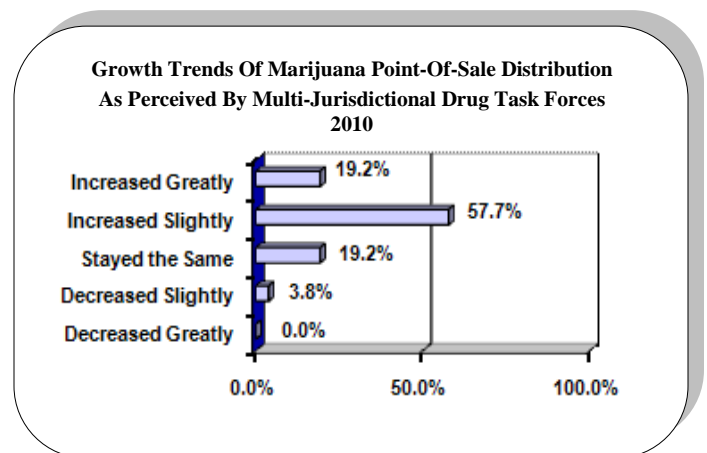
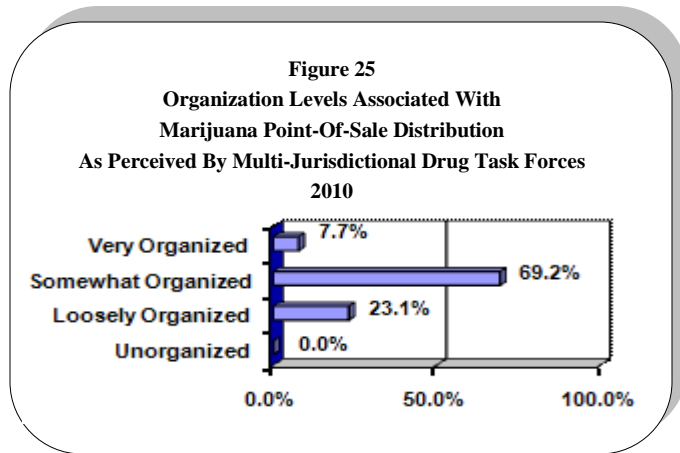
Marijuana point-of-sale distribution is conducted by persons of both sexes and all age groups. Of the MJDTFs indicating this industry is a major or moderate involved and 42.3% indicated only males were involved (Table 19). These MJDTFs also indicated Caucasians are most commonly involved (51.2%) followed by African Americans (29.2%) and Hispanics (18.8%). Over one third (33.8%) of the responding MJDTFs identified persons aged 18 through 25 as participating in this industry and 37.6% stated persons aged 26 through 35 are involved.

**Table 19**  
**Demographic Characteristics Of Persons Involved In**  
**Marijuana Point-Of-Sale Distribution**  
**As Perceived By Multi-Jurisdictional Drug Task Forces**  
**2010**

<b><u>Gender</u></b>	
Male	42.3%
Female	0.0%
Both	57.7%
<b><u>Race</u></b>	
Caucasian	51.2%
African American	29.2%
Hispanic	18.6%
Asian	0.4%
Other	0.0%
<b><u>Age Group</u></b>	
17 & Under	4.3%
18 - 25	33.8%
26 - 35	37.6%
36 - 50	20.7%
Over 50	3.5%

According to Missouri drug task forces, marijuana sale / distribution is organized to some degree in all areas of the State. Of the MJDTFs indicating marijuana point-of-sale distribution is a major or moderate problem, over half (76.9%) indicated sellers were very organized or somewhat organized and another third (23.1%) indicated this industry is loosely organized (Figure 25). However, only 33.3% of these MJDTFs indicated gangs are associated with marijuana sale and distribution.

Growth of this industry is increasing in some areas served by MJDTFs but remains constant in others. Of the MJDTFs indicating this industry is a major or moderate problem, over one-half (76.9%) responded marijuana point-of-sale distribution is greatly or slightly increasing (Figure 26). Another 19.2% of these MJDTFs indicated this industry is remaining constant.



### *Cocaine / Crack Cocaine*

Cocaine is not produced in any significant amounts in the U. S. Instead, cocaine is extracted from the Erythroxylon bush that grows primarily in Columbia, Peru, and Bolivia. Once extracted from Erythroxylon leaves and processed, cocaine is smuggled overland through Mexico or by sea and air transport along eastern Pacific and western Caribbean maritime routes. According to the NDIC, cocaine smuggled overland through Mexico enters the U.S. through Texas, California, and Arizona ports of entry (POE). From these POE, cocaine then is transported to Atlanta, Chicago, Dallas, Houston, and New York. Cocaine smuggled via Caribbean maritime routes enters the U.S. in Miami and is transported to Atlanta, New York, and Philadelphia. Cocaine is smuggled throughout the U.S. from various distribution cities. A large portion of powder cocaine ending up in the Midwest, including Missouri, is distributed from Chicago, Houston, and Phoenix.

Analyses of cocaine quantities seized by multi-jurisdictional drug task forces indicate distribution of this drug is second only to marijuana. In Fiscal Year 2008, task forces seized 14,016 ounces of cocaine (Table 17). Smaller quantities of cocaine were seized by MJDTFs in Fiscal Year 2009 when 5,610 ounces were seized.

Cocaine distribution / point-of-sale of cocaine and crack cocaine occurs throughout Missouri. Of the MJDTFs that responded to the illicit drug industry survey, nearly all (84.6%) believe this industry is a moderate or major problem in their jurisdictions (Table 5). In the same survey, task forces indicated cocaine / crack are sold at many different locations. Of the MJDTFs indicating this industry was a major or moderate problem, 78.3% identified cocaine / crack sales commonly occur in private residences (Table 20). Other locations are streets / parking lots (95.7%) and from vehicles (78.3%).

Cocaine and crack cocaine are commonly distributed by African American males between the ages of 26 and 35. Of the MJDTFs that indicated these are major or moderate problems in their areas, over two-thirds (69.0%) reported African Americans participate in this industry (Table 21). A little over half of these task forces (54.2%) indicated only males participate, and 34.4% identified participants in this industry are between the ages of 26 and 35

**Table 20**  
**Location Of Cocaine / Crack Point-Of-Sale Distribution**  
**As Perceived By Multi-Jurisdictional Drug Task Forces**  
**2010**

<b>Private Residences</b>	<b>78.3%</b>
<b>Streets / Parking Lots</b>	<b>95.7%</b>
<b>Vehicles</b>	<b>78.3%</b>
<b>Hotels / Motels</b>	<b>56.5%</b>
<b>Bars / Nightclubs</b>	<b>47.8%</b>
<b>Work Places</b>	<b>21.7%</b>
<b>Schools / Playgrounds</b>	<b>17.4%</b>

**Table 21**  
**Demographic Characteristics Of Persons Involved In**  
**Cocaine / Crack Point-Of-Sale Distribution**  
**As Perceived By Multi-Jurisdictional Drug Task Forces**  
**2010**

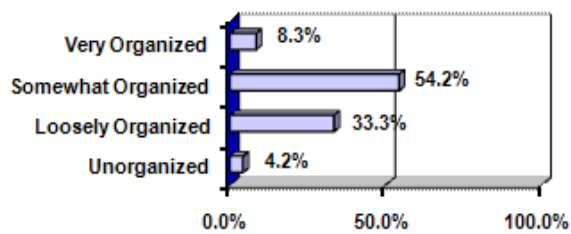
<b><u>Gender</u></b>	
Male	54.2%
Female	0.0%
Both	45.8%
<b><u>Race</u></b>	
Caucasian	21.5%
African American	69.0%
Hispanic	9.5%
Asian	0.0%
Other	0.0%
<b><u>Age Group</u></b>	
17 & Under	3.1%
18 - 25	42.3%
26 - 35	34.4%
36 - 50	18.0%
Over 50	2.1%

Cocaine and crack cocaine distribution / point-of-sale trafficking is moderately to well organized in the State. Of the MJDTFs indicating this industry is a major or moderate problem, 54.2% indicated participants are somewhat organized and 8.3% indicated industry participants are very organized (Figure 27).

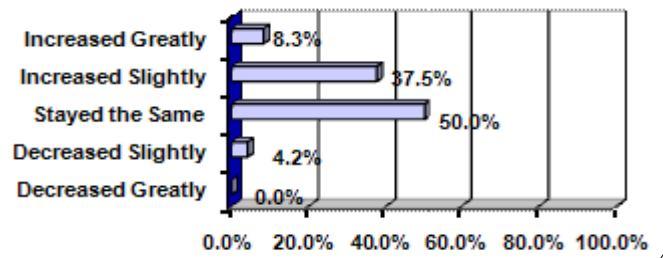
Many Missouri drug task forces believe cocaine / crack point-of-sale distribution to be increasing in the State. Over a third (37.5%) of MJDTFs respondents to the drug industry survey indicated cocaine and crack cocaine distribution / point-of-sale trafficking is slightly increasing in their jurisdictions while another 8.3% perceived this industry has greatly increased (Figure 28).

Crack is a crystal form of cocaine that can be converted from powder or rock cocaine with heat. Typically, precursor cocaine is heated on stove tops or in microwave ovens without flammable solvents. Crack processing is typically conducted late in the cocaine distribution process. Of the MJDTFs that indicated cocaine / crack cocaine point-of-sale distribution was a major or moderate problem, 65.4% indicated crack processing was a major or moderate problem in their jurisdictions (Table 5). Of these MJDTFs, 94.1% indicated powder cocaine was the precursor to crack and 23.5% indicated rock cocaine was a precursor.

**Figure 27**  
**Organization Levels Associated With**  
**Cocaine / Crack Point-Of-Sale Distribution**  
**As Perceived By Multi-Jurisdictional Drug Task Forces**  
**2010**



**Figure 28**  
**Growth Trends Of Cocaine / Crack Point-Of-Sale Distribution**  
**As Perceived By Multi-Jurisdictional Drug Task Forces**  
**2010**



Crack cocaine processing is most commonly conducted in industry participants' homes. Of the MJDTFs that believe this industry is a major or moderate problem, 94.1% indicated crack processing occurs in single family residence and 82.4% indicated it occurs in apartments or condominiums (Table 22).

**Table 22**  
**Location Of Crack Cocaine Processing**  
**As Perceived By Multi-Jurisdictional Drug Task Forces**  
**2010**

Single Family Residences	94.1%
Apartments / Condominiums	82.4%
Hotels / Motels	70.6%
Work Places	5.9%
Abandoned Buildings	5.9%
Garages	23.5%

In Missouri, cocaine is processed into crack cocaine by young to middle-aged African American males. Of the MJDTFs indicating this industry as a major or moderate problem, 58.8% identified males as participants in crack cocaine processing and 90.0% identified African American participants (Table 23).

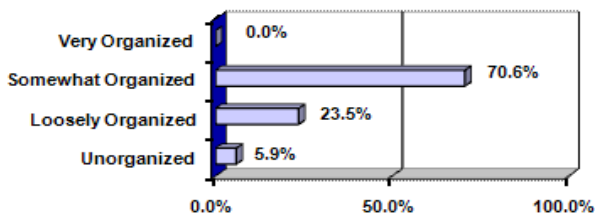
Crack processing in Missouri is moderate to well-organized according to drug task forces. Of the MJDTFs identifying this industry as a major or moderate problem, nearly three-quarters (70.6%) indicated participants are somewhat organized (Figure 29). These task forces also indicated gangs are involved to some extent in crack processing. Of the MJDTFs indicating this industry is a major or moderate problem, (29.4%) stated gangs are involved in crack processing and 100% of the task forces identified street gang's forces to be involved with crack process.

Crack cocaine processing appears to be increasing in some parts of the State. Of the MJDTFs indicating this industry is a major or moderate problem, 58.8% responded it stayed constant while 35.3% of the MJDTFs indicated the industry increased in their jurisdictions (Figure 30).

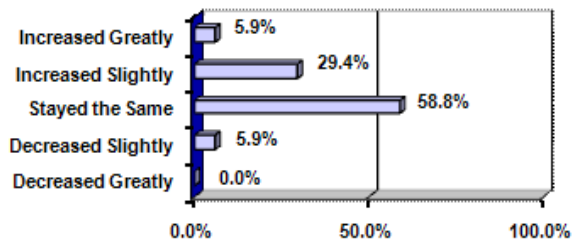
**Table 23**  
**Demographic Characteristics Of Persons Involved In Crack Processing**  
**As Perceived By Multi-Jurisdictional Drug Task Forces**  
**2010**

<b><u>Gender</u></b>		
Male		58.8%
Female		0.0%
Both		41.2%
<b><u>Race</u></b>		
Caucasian		8.8%
African American		90.0%
Hispanic		1.2%
Asian		0.0%
Other		0.0%
<b><u>Age Group</u></b>		
17 & Under		5.6%
18 - 25		40.0%
26 - 35		41.8%
36 - 50		10.0%
Over 50		2.1%

**Figure 29**  
**Organization Levels Associated With**  
**Crack Cocaine Processing**  
**As Perceived By Multi-Jurisdictional Drug Task Forces**  
**2010**



**Figure 30**  
**Growth Trends Of Crack Cocaine Processing**  
**As Perceived By Multi-Jurisdictional Drug Task Forces**  
**2010**



### *Methamphetamine*

The distribution and point-of-sale of methamphetamine, along with its related industry (methamphetamine clandestine laboratories), are two of the most widespread illicit drug industries in the State. According to the NDIC, Missouri is one of several central U.S. states that is a primary market area for the drug and methamphetamine manufactured in Missouri is distributed regionally and to other parts of the country. Also, the NDIC has reported increasing trafficking of methamphetamine produced in Southern California and Mexico to Kansas City and St. Louis by Mexican criminal groups.

Analyses of methamphetamine amounts seized by multi-jurisdictional task drug force investigations indicate distribution of this drug is significant in Missouri but may be decreasing. From Fiscal Years 2003 through 2004, seized ounces of methamphetamine increased from 2,324 to 4,918 but decreased in 2005 and 2006 (Table 17). Seizures of methamphetamine again increased in 2007 when 6,721 ounces was taken. Seized methamphetamine decreased to 508 ounces in 2009 but increased to 2,816 ounces in 2009. Except for 2008, doses of pseudoephedrine, a common methamphetamine precursor, have steadily decreased since 2004 (Table 24). This decrease is probably a result of State legislation enacted in 2005 that limits purchases of only 9 mg (30 tablets) of pseudoephedrine per month. Seizures of anhydrous ammonia, another precursor of methamphetamine, decreased in 2009 when only 119 gallons were seized compared to 2008 when 3,928 gallons of anhydrous ammonia were seized.

Methamphetamine point-of-sale distribution is a serious problem in the State. Of all responding MJDTFs, 96.1% stated this industry is a major or moderate problem in their jurisdictions (Table 5). These task forces indicated methamphetamine is distributed at many locations. Of the MJDTFs that indicated this industry is a major or moderate problem, 88.0% identified private residences as point-of-sale locations (Table 25). Other common methamphetamine distribution locations identified by MJDTFs included sales from vehicles and on streets / parking lots.

Task force survey results indicate Caucasian males and females are typically involved in distributing and selling methamphetamine. Of the MJDTFs indicating this industry is a major or moderate problem, 73.3% indicated participants in this illicit industry were Caucasian (Table 26). These task forces also indicated methamphetamine distributors are typically between the ages of 18 and 35. Of the task forces stating this industry is a major or moderate problem in their jurisdiction, 41.4% stated participants are between the ages of 26 and 35 and 30.3% stated they are aged 18 through 25.

**Table 24**  
**Doses of Drugs Seized By**  
**Multijurisdictional Drug Task Forces**  
**FY 2003 through FY 2009**

<b>Fiscal Year</b>	<b>Heroin / Opiates</b>	<b>LSD</b>	<b>PCP</b>	<b>Ecstasy</b>	<b>Gallons Pseudo Ephedrine</b>	<b>Anhydrous Ammonia</b>	<b>Other Drugs</b>
2003	246	1,325	0	4,149	655,279	3,251	14,473
2004	73	259	0	17,695	896,015	1,779	10,371
2005	1,569	1,134	82	4,559	67,065	2,114	25,604
2006	1,111	710	40	19,579	48,418	1,631	65,310
2007	1,419	573	215	11,440	10,222	2,205	16,607
2008	983	174	42	13,195	50,957	3,928	11,330
2009	1,249	294	1	20,332	14,009	119	23,964

**Table 25**  
**Location Of Methamphetamine Point-Of-Sale Distribution**  
**As Perceived By Multi-Jurisdictional Drug Task Forces**  
**2010**

<b>Private Residences</b>	<b>88.0%</b>
<b>Vehicles</b>	<b>92.0%</b>
<b>Streets / Parking Lots</b>	<b>96.0%</b>
<b>Hotels / Motels</b>	<b>64.0%</b>
<b>Work Places</b>	<b>36.0%</b>
<b>Bars / Night Clubs</b>	<b>52.0%</b>
<b>Schools / Playgrounds</b>	<b>24.0%</b>

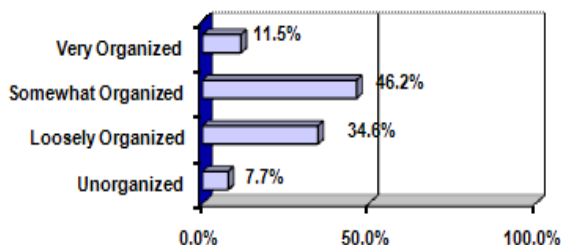
**Table 26**  
**Demographic Characteristics Of Persons**  
**Involved In Methamphetamine Point-Of-Sale Distribution**  
**As Perceived By Multi-Jurisdictional Drug Task Forces**  
**2010**

<b><u>Gender</u></b>		
Male		42.3%
Female		0.0%
Both		57.7%
<b><u>Race</u></b>		
Caucasian		73.3%
African American		6.7%
Hispanic		20.0%
Asian		0.0%
Other		0.0%
<b><u>Age Group</u></b>		
17 & Under		0.9%
18 - 25		30.3%
26 - 35		41.4%
36 - 50		24.5%
Over 50		2.8%

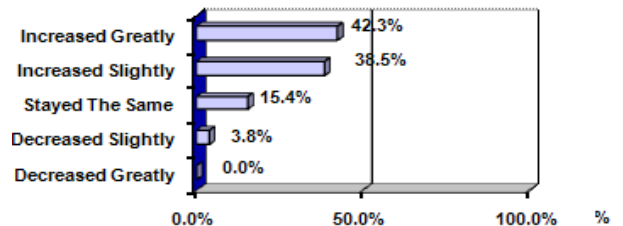
The level of organization associated with methamphetamine point-of-sale distribution in Missouri varies from loosely organized to very organized. Of the MJDTFs identifying this industry as a major or moderate problem, over half (57.7%) indicated participants are somewhat to very organized and (34.6%) indicated participants are loosely organized (Figure 31). Several gangs are involved with this industry according to the surveyed task forces. Of the MJDTFs that responded methamphetamine point-of-sale distribution is a major or moderate problem in their jurisdictions stated (31.3%) motorcycle gangs are involved in this industry. Another 37.5% stated street gangs are involved and 43.8% stated ethnic / nationalist gangs participate.

Methamphetamine point-of-sale distribution is increasing throughout the State. Of the MJDTFs indicating this industry is a major or moderate problem, 80.8% noted it increased slightly or greatly (Figure 32).

**Figure 31**  
**Organization Levels Associated With Methamphetamine**  
**Point-Of-Sale Distribution**  
**As Perceived By Multi-Jurisdictional Drug Task Forces**  
**2010**



**Figure 32**  
**Growth Trends Of Methamphetamine**  
**Point-Of-Sale Distribution**  
**As Perceived By Multi-Jurisdictional Drug Task Forces**  
**2010**





Like cocaine, heroin and its derivatives are imported into Missouri for distribution / point-of-sale. Most heroin entering the U.S. originates from South America and Mexico, and is smuggled into the U.S. via ports of entry along the Mexico border. This heroin is then transported directly to U.S. cities for further distribution. Heroin also originates from Southwestern and Southeastern Asian and is usually smuggled into the U.S. east and west coast cities via commercial air carriers. It is then transported to regional distribution centers. Asian heroin entering Missouri generally is distributed from Chicago.

Analyses of heroin / opiate quantities seized by multi-jurisdictional drug task forces indicate distribution of these drugs is limited in Missouri compared to marijuana, cocaine, or methamphetamine. In Fiscal Year 2009, task forces seized 589 ounces of heroin / opiates (Table 17). The greatest amount of heroin seized in the last seven years occurred in Fiscal Year 2006 when 1,331 ounces of heroin / opiates were seized. Doses of heroin seized increased 27.1% from 983 doses in 2008 to 1,249 doses in 2009 (Table 24).

An analysis of industry profiles conducted by multi-jurisdictional drug task forces indicates heroin / opiates distribution and point-of-sale is a problem in specific regions. Of the surveyed MJDTFs, more than half (64.0%) responded this industry is a major or moderate problem (Table 5). Sales of heroin / opiates are limited to several common locations according to the surveyed task forces. Of the MJDTFs that regard this industry as a major or moderate problem, 83.3% indicate sales occur in private residences. These task forces also identified sales commonly occur from vehicles and on streets / parking lots (Table 27).

**Table 27**  
**Location Of Heroin / Opiates Point-Of-Sale Distribution**  
**As Perceived By Multi-Jurisdictional Drug Task Forces**  
**2010**

<b>Private Residences</b>	<b>83.7%</b>
<b>Vehicles</b>	<b>72.2%</b>
<b>Streets / Parking Lots</b>	<b>83.3%</b>
<b>Bars / Night Clubs</b>	<b>33.3%</b>
<b>Hotels / Motels</b>	<b>33.3%</b>
<b>Work Places</b>	<b>22.2%</b>
<b>Schools / Playgrounds</b>	<b>33.3%</b>

Persons involved with heroin / opiates point-of-sale distribution are typically whites or blacks over 17 years of age. Of the MJDTFs identifying this industry as a major or moderate problem, 55.6% stated that both males and females were involved (Table 28). In addition, almost half (44.2%) of these task forces indicated Caucasians are involved and over half (54.2%) indicated African Americans are involved. Persons aged 18 through 35 were identified as industry participants by 83.4% of the MJDTFs.

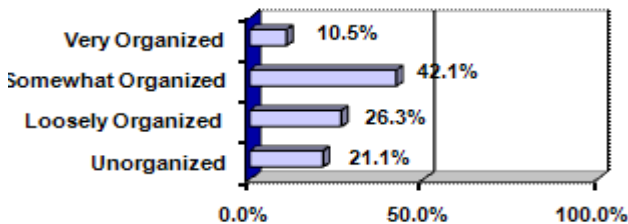
**Table 28**  
**Demographic Characteristics Of Persons**  
**Involved In Heroin / Opiates Point-Of-Sale Distribution**  
**As Perceived By Multi-Jurisdictional Drug Task Forces**  
**2010**

<u><b>Gender</b></u>		
Male		44.4%
Female		0.0%
Both		55.6%
<u><b>Race</b></u>		
Caucasian		44.2%
African American		54.2%
Hispanic		1.5%
Asian		0.0%
Other		0.0%
<u><b>Age Group</b></u>		
17 & Under		0.8%
18 - 25		46.9%
26 - 35		36.5%
36 - 50		13.5%
Over 50		2.3%

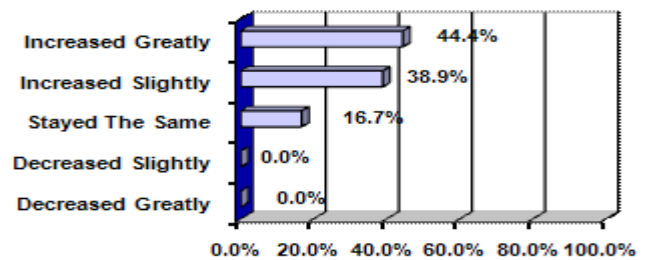
Multiple levels of organization are associated with heroin / opiates point-of-sale distribution in Missouri. Of the MJDTFs identifying this industry as a major or moderate problem, 52.6% indicated heroin / opiates point-of-sale distribution is very organized to somewhat organized (Figure 33). Another 26.3% of these MJDTFs stated this industry is loosely organized and 21.1% indicated the industry is unorganized. Street gangs and ethnic / nationalist gangs are involved in this industry according to all MJDTFs with a major or moderate heroin / opiate point-of-sale distribution problem.

Generally this industry is increasing in those areas where it already is a major or moderate problem. Of the MJDTFs indicating heroin / opiates point-of-sale distribution is a major or moderate problem, 83.3% noted the industry has increased (Figure 34). However 16.7% of the MJDTFs indicated the industry remained the same in their jurisdictions.

**Figure 33**  
**Organization Levels Associated With Heroin / Opiates**  
**Point-Of-Sale Distribution**  
**As Perceived By Multi-Jurisdictional Drug Task Forces**  
**2010**



**Figure 34**  
**Growth Trends Of Heroin / Opiates Point-Of-Sale Distribution**  
**As Perceived By Multi-Jurisdictional Drug Task Forces**  
**2010**



*Hallucinogens*

LSD (lysergic acid diethylamide) and PCP (phencyclidine) are the more commonly abused hallucinogens in Missouri. The NDIC reports LSD is produced by a small network of chemists located in California and the Pacific Northwest. LSD is produced less extensively throughout the country by individuals. It typically is sold in crystal, tablet, or liquid forms. Liquid LSD is ingested in sugar cubes, gelatin squares, or blotter paper available in single to multi-thousand dosage units. The NDIC reports PCP is produced by California street gangs. PCP encountered in Missouri is sold as PCP laced cigarettes, cigars, or marijuana as well as in liquid, tablet, and powder forms.

An analysis of LSD and PCP quantities seized by multi-jurisdictional drug task forces indicates distribution of these drugs is not a widespread in Missouri. In Fiscal Year 2009, task forces seized 897 ounces of PCP and 19 ounces of LSD (Table 17). Doses of hallucinogens drugs seized by MJDTFs LSD increased in 2009 to 294 doses compared to 174 in 2008, a 69.0% rise (Table 24).

Of the MJDTFs responding to a drug industry survey, only 19.2% identified hallucinogen point-of-sale distribution as a major or moderate problem in their jurisdictions (Table 5). These task forces stated hallucinogens are sold primarily from private residences, streets / parking lots, and vehicles. Of the MJDTFs with a major or moderate problem with this industry, 75.0% stated hallucinogens are sold from private residences (Table 29).

Hallucinogen dealers are typically older white males and females. Of the MJDTFs indicating hallucinogen point-of-sale distribution is a major or moderate problem, all stated either males or males and females are involved in this industry (Table 30). Nearly all (85.0%) of these task forces indicated industry participants are Caucasian while 51.7% indicated participants are between the ages of 26 and 50.

Hallucinogens point-of-sale distribution is not widespread in Missouri and loosely organized. Of the MJDTFs that indicted this industry is a major or moderate problem in their jurisdictions, 25.0% the industry is somewhat organized. However, street gangs were reported to be involved in this industry by 60.0% of these task forces and organized crime was identified to be involved by 20.0%. Although it is not known if gang involvement is specific to LSD or PCP point-of-sale distribution, it is conceivable that one gang type is associated with LSD and the other with PCP.

Hallucinogens point-of-sale distribution does not appear to be increasing in Missouri. Of the MJDTFs that indicated this industry is a major or moderate problem, 75.0% responded this illicit industry has remained constant (Figure 35).

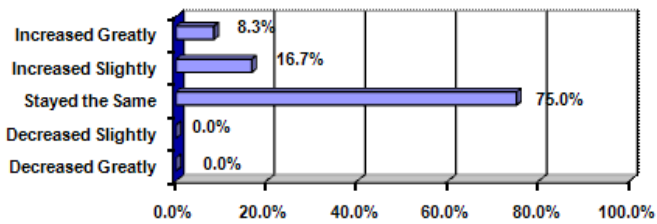
**Table 29**  
**Location Of Hallucinogens Point-Of-Sale Distribution**  
**As Perceived By Multi-Jurisdictional Drug Task Forces**  
**2010**

<b>Private Residences</b>	<b>75.0%</b>
<b>Vehicles</b>	<b>58.3%</b>
<b>Streets / Parking Lots</b>	<b>66.7%</b>
<b>Bars / Night Clubs</b>	<b>125.0%</b>
<b>Hotels / Motels</b>	<b>16.7%</b>
<b>Work Places</b>	<b>8.3%</b>
<b>Schools / Playgrounds</b>	<b>16.7%</b>

**Table 30**  
**Demographic Characteristics Of Persons**  
**Involved In Hallucinogens Point-Of-Sale Distribution**  
**As Perceived By Multi-Jurisdictional Drug Task Forces**  
**2010**

<b><u>Gender</u></b>		
Male		50.0%
Female		0.0%
Both		50.0%
<b><u>Race</u></b>		
Caucasian		85.0%
African American		5.0%
Hispanic		3.3%
Asian		6.7%
Other		0.0%
<b><u>Age Group</u></b>		
17 & Under		0.0%
18 - 25		45.8%
26 - 35		27.5%
36 - 50		24.2%
Over 50		2.5%

**Figure 35**  
**Growth Trends Of Hallucinogens Point-Of-Sale Distribution**  
**As Perceived By Multi-Jurisdictional Drug Task Forces**  
**2010**



*Ecstasy*

According to the NDIC ecstasy use in the country has increased in recent years. Ecstasy is a stimulant with mild hallucinogenic properties taken orally in tablet or capsule form. According to the DEA, clandestine laboratories in rural areas of the Netherlands and Belgium produce approximately 80 percent of ecstasy consumed worldwide. Other countries where laboratories have been found include Canada, Australia, Germany, and several Eastern European countries. Ecstasy is smuggled into New York, Los Angeles, and Miami on commercial airlines from Europe, Canada, and Mexico. From these U.S. cities, it is distributed to other states by couriers on domestic commercial flights or mail / package services.

An analysis of ecstasy and designer drugs seized by MJDTFs indicates distribution of these drugs is increasing in Missouri. A very large seizure (Table 17) of 36,613 ounces of ecstasy was made with in Fiscal Year 2005. In Fiscal Year 2009, 566 ounces of ecstasy were seized by drug task forces. The greatest seizure of ecstasy doses was made in Fiscal year 2009 when 20,332 doses (Table 24) were taken. This was an increase of 54.1% from Fiscal Year 2008 (13,195 doses).

In an industry profile survey completed by multi-jurisdictional drug task forces, 48.0% of the respondents reported ecstasy was a major or moderate problem in their jurisdictions (Table 5). These task forces also stated that ecstasy is most commonly sold from private residences, bars / night clubs, or vehicles. Of the MJDTFs that stated a major or moderate problem with this industry, 77.8% indicated ecstasy was sold from private residences and 66.7% indicated it was sold at bars or nightclubs (Table 31).

Most MJDTFs survey respondents reported ecstasy is distributed by young white adults. Of the MJDTFs indicating ecstasy point-of-sale distribution is a major or moderate problem, over half (58.8%) identified both males and females as industry participants (Table 32). Over three quarters (79.0%) of these task forces identified Caucasians as participants and 60.5% identified persons aged 25 or younger were involved in ecstasy point-of-sale distribution.

Point-of-sale distribution of ecstasy / designer drugs is not a very organized industry in Missouri. Of the MJDTFs noting this industry as a major or moderate problem, only 18.8% indicated the industry is somewhat organized while 81.3% indicated ecstasy /point-of-sale distribution is loosely organized or unorganized (Figure 36). Of the MJDTFs stating this industry is a major or moderate problem in their jurisdictions, 57.1% indicated street gangs were involved, 28.6% identified ethnic / nationalist gangs as participants, and 14.3% stated organized crime was involved.

Ecstasy / designer drugs point-of-sale distribution appears to be increasing in Missouri. Over half (41.2%) of the MJDTFs with a major or moderate problem with this industry stated it has slightly increased (Figure 37).

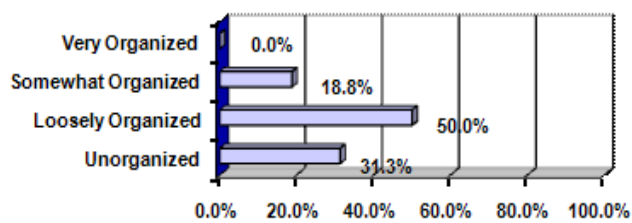
**Table 31**  
**Location Of Ecstasy / Designer Drug**  
**Point-Of-Sale Distribution**  
**As Perceived By Multi-Jurisdictional Drug Task Forces**  
**2010**

<b>Private Residences</b>	<b>77.8%</b>
<b>Bars / Night Clubs</b>	<b>66.7%</b>
<b>Vehicles</b>	<b>66.7%</b>
<b>Streets / Parking Lots</b>	<b>72.2%</b>
<b>Hotels / Motels</b>	<b>16.7%</b>
<b>Work Places</b>	<b>5.6%</b>
<b>Schools / Playgrounds</b>	<b>11.1%</b>

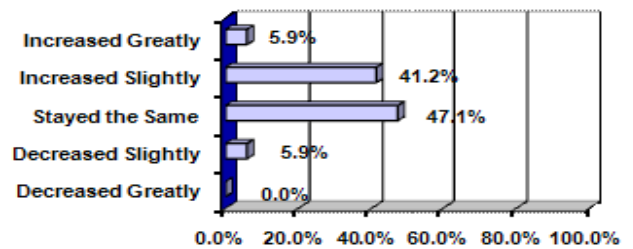
**Table 32**  
**Demographic Characteristics Of Persons**  
**Involved In Ecstasy / Designer Drugs**  
**Point-Of-Sale Distribution**  
**As Perceived By Multi-Jurisdictional Drug Task Forces**  
**2010**

<b><u>Gender</u></b>		
Male		41.2%
Female		0.0%
Both		58.8%
<b><u>Race</u></b>		
Caucasian		79.0%
African American		16.5%
Hispanic		1.3%
Asian		3.2%
Other		0.0%
<b><u>Age Group</u></b>		
17 & Under		2.8%
18 - 25		57.7%
26 - 35		30.0%
36 - 50		6.7%
Over 50		11.8%

**Figure 36**  
**Organization Levels Associated With Ecstasy / Designer Drugs Point-Of-Sale Distribution As Perceived By Multi-Jurisdictional Drug Task Forces 2010**



**Figure 37**  
**Growth Trends Of Ecstasy / Designer Drugs Point-Of-Sale Distribution As Perceived By Multi-Jurisdictional Drug Task Forces 2010**



### Pharmaceuticals

Pharmaceutical drugs include narcotics, depressants, and stimulants that are available by medical prescription. Illicit use and distribution and point-of-sale of pharmaceuticals is becoming a problem in parts of the State. The NDIC reports the most abused pharmaceutical drugs are illegally obtained from forged prescriptions, improper prescribing, and theft. Pharmaceuticals are increasingly being smuggled from Mexico or obtained from Internet pharmacies supplied by sources in Mexico or other foreign countries. According to the 2008 edition of *Street Drugs*, a new trend among young people is meeting at parties to exchange prescription medications to experience affects of either one or multiple types of medications.

Illicit use of pharmaceutical drugs is widespread in Missouri. Of the MJDTFs responding to a drug industry survey, 76.9% indicated point-of-sale distribution of pharmaceutical drugs is a major or moderate problem in their jurisdictions (Table 5). In 2009 23,964 doses of pharmaceutical drugs were seized by MJDTFs compared to 10,371 doses seized in 2004 (Table 24).

The most commonly abused pharmaceutical narcotic identified by Missouri task forces is oxycontin. Of the task forces that have a major or moderate problem with point-of-sale distribution of pharmaceutical drugs, all identified oxycontin as an abused narcotic (Table 33). The NDIC reports oxycontin is frequently abused as a heroin substitute, and the drug has euphoric effects, mitigates pain, and decreases withdrawal effects associated with heroin abstinence. Oxycontin is produced in oral tablets but abusers often crush these to inhale the powder. Tablets also are dissolved in water and injected.

Other narcotics illegally distributed are vicoden and morphine. Of the task forces with a major or moderate problem with pharmaceutical drugs point-of-sale distribution, 83.3% stated vicoden is illicitly distributed and over half (55.6%) stated morphine is distributed illegally.

Commonly abused depressants include xanax and valium. The euphoric effects of depressants and countering stimulant effects are the primary reasons for illicit use of these drugs. Of the MJDTFs that perceived pharmaceutical point-of-sale distribution as a major or moderate problem, 100.0% indicated xanax is illegally distributed (Table 33). Valium was identified as an illegally distributed pharmaceutical drug by 83.3% of these task forces.

Stimulants are legitimately prescribed to treat attention disorders, obesity, and narcolepsy. Because these drugs increase concentration, alertness, and energy, they are commonly misused. Adderal, dexedrine, and ritalin are the more commonly abused stimulants. Over three quarters (76.9%) of the MJDTFs that perceived point-of-sale distribution of pharmaceutical drugs as a major or moderate problem also indicated adderal is illegally distributed (Table 33). Ritalin was identified by 22.2% of these task forces as illegally distributed in Missouri.

**Table 33**  
**Narcotics, Depressants, And Stimulants Associated With Pharmaceutical Drug Point-Of-Sale Distribution**  
**As Perceived By Multi-Jurisdictional Drug Task Forces**  
**2010**

<u>Narcotics</u>		<u>Stimulants</u>	
Oxycontin	100.0%	Adderal	44.4%
Vicodin	83.3%	Ritalin	22.2%
Morphine	55.6%	Dexedrine	0.0
Fentanyl	38.9%	Meridia	0.0%
Dilaudid	11.1%	Other	5.6%
Codeine	27.8%		
Methadone	55.6%		
Avinza	0.0%		
<u>Depressants</u>		<u>Other Pharmaceuticals</u>	
Xanax	100.0%	Anabolic Steroid	22.2%
Valium	83.3%	Testosterone	5.6%
Seconal	0.0%	Dextromethorphan	0.0%
Other	27.8%	Viagra	11.1%

Locations of point-of-sale of pharmaceuticals occur primarily in homes. All MJDTFs noting this industry as a major or moderate problem identified residences as illegal pharmaceutical sale locations (Table 34). Other pharmaceutical point-of-sale locations include vehicles and streets / parking lots. Of the task forces with a major or moderate problem with this industry, 80.0% indicated illegal sales occur from vehicles and 95.0% stated sales occur on streets / parking lots.

Most distributors of illegal pharmaceutical drugs are white males and females of all ages. Of the MJDTFs noting this industry as a major or moderate problem, 80.0% identified both males and females participate in point-of-sale distribution of pharmaceutical drugs (Table 35). In addition, 87.8% of these task forces noted Caucasians are involved and 63.6% stated persons aged 18 through 35 illegally distribute pharmaceutical drugs.

**Table 34**  
**Location Of Pharmaceutical Point-Of-Sale Distribution**  
**As Perceived By Multi-Jurisdictional Drug Task Forces**  
**2010**

Private Residences	95.0%
Vehicles	80.0%
Streets / Parking Lots	95.0%
Hotels / Motels	50.0%
Work Places	45.0%
Bars / Night Clubs	65.0%
Schools / Playgrounds	60.0%

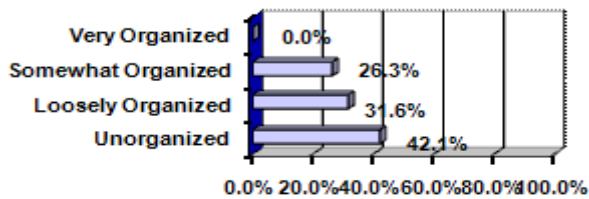
**Table 35**  
**Demographic Characteristics Of Persons**  
**Involved In Pharmaceutical Point-Of-Sale Distribution**  
**As Perceived By Multi-Jurisdictional Drug Task Forces**  
**2010**

<b><u>Gender</u></b>		
Male		20.0%
Female		0.0%
Both		80.0%
<b><u>Race</u></b>		
Caucasian		87.8%
African American		8.7%
Hispanic		2.9%
Asian		0.5%
Other		0.0%
<b><u>Age Group</u></b>		
17 & Under		8.3%
18 - 25		29.7%
26 - 35		33.9%
36 - 50		23.3%
Over 50		4.2%

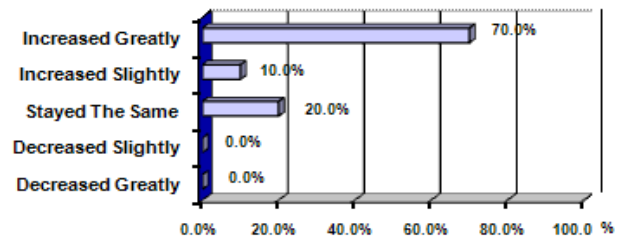
Point-of-sale distribution of pharmaceutical has two distinct levels of organization in Missouri. Of the MJDTFs that indicated this industry is a major or moderate problem, 42.1% indicated industry participants are unorganized (Figure 38). Another 57.9% of these task forces indicated the industry is somewhat organized or loosely organized. Two gang types appear to be involved in pharmaceutical point-of-sale distribution. Of the task forces that indicated this industry is a major or moderate problem, 16.7% indicated involvement by organized crime and 50.0% noted ethnic / nationalist gang involvement. It is not known whether either of these gang types are associated with point-of-sale distribution of a specific pharmaceutical drug.

Point-of-sale distribution of pharmaceutical drugs is increasing in most areas of Missouri. Of the MJDTFs indicating this industry is a major or moderate problem, 80.0% noted it is increasing either greatly or slightly (Figure 39).

**Figure 38**  
**Organization Levels Associated With**  
**Pharmaceutical Drug Point-Of-Sale Distribution**  
**As Perceived By Multi-Jurisdictional Drug Task Forces**  
**2010**



**Figure 39**  
**Growth Trends Of**  
**Pharmaceutical Drug Point-Of-Sale Distribution**  
**As Perceived By Multi-Jurisdictional Drug Task Forces**  
**2010**



*New Illicit Drugs*

Over time new illicit drugs and support industries appear in Missouri. As part of their quarterly progress reports submitted to the DPS, Missouri crime laboratories are asked to identify new illicit drugs identified in processed cases. From a review of these reports it was determined that several new illicit drugs have become widespread in Missouri. A discussion of these drugs based on NDIC publications follow.



## Club Drugs

Club drugs are commonly sold and abused at dance clubs and raves by adolescents and young adults. Included in this new group of drugs are GHB, ketamine, rohypnol, benzylpiperazine (BZP), and TFMPP. Ecstasy, discussed previously, also is considered a club drug.

Because GHB and rohypnol have sedative properties, they have been used to facilitate sexual assaults. Victims are quickly rendered unconscious when they unknowingly ingest GHB or rohypnol in drinks that had been added by an offender. Once consciousness is regained, victims have no memory of the assault and only a sense they were sexually violated.

With the exception of Xyrem available by prescription, GHB is an illegal substance produced in domestic and foreign laboratories. GHB is known to be produced in Florida, Nevada, Texas, Oregon, and the Midwest. Foreign produced GHB is produced in Canada, Mexico, Europe, and Israel. Rohypnol is sold legally in several foreign countries including Mexico. Rohypnol is taken orally as tablets or crushed into powder and inhaled nasally or dissolved in liquid for injection.

Benzylpiperazine is often sold as a "dietary supplement", but has no dietary value. Retailers claim that BZP is a "natural" product; describing it as an "herbal high", when in fact it is entirely synthetic and has not been found to occur naturally. BZP is a recreational drug with euphoric stimulant properties. The effects produced by BZP are comparable to those produced by amphetamines.

Ketamine is legally used in veterinary medicine as a rapidly acting preoperative anesthetic and for emergency surgeries. In addition to its analgesic properties, ketamine is known to affect users as a stimulant, depressant, and hallucinogenic. It is produced legally in the U.S., Belgium, China, Colombia, Germany, and Mexico. Because it is very difficult to produce in clandestine laboratories, ketamine is obtained by theft from domestic and foreign veterinary offices or smuggled into the U.S. from Mexico.

## Cathinone

Cathinone, also known as khat, is a Schedule 1 substance obtained from the fresh leaves of a flowering evergreen shrub native to Northeast Africa and the Arabian Peninsula. Leaves are chewed quickly, usually within 48 hours following harvest because of the plant's limited shelf life. After this time period the leaves turn into cathine, a Schedule IV drug. Ingestion of the drug increases heart rate, blood pressure and reportedly sharpens concentration and increases energy. When chewed in moderation, khat alleviates fatigue and reduces appetite.

Immigrants to the U.S. from Somalia, Ethiopia, and Yemen typically use khat casually or as part of religious ceremonies. Other demographic groups have been reported to use the drug and it is expected to become increasingly available. However, because of its less appealing effects and short period of potency, popularity of this drug may be limited.

## Salvia

Salvinorin A is a hallucinogen derived from the herb *Salvia Divinorum*, a member of the mint family native to Oaxaca, Mexico. While not native to the U.S., it has been grown indoors and outdoors in Hawaii and California. Salvinorin A is administered by smoking or chewing the plant or by ingesting brewed tea. The plant is typically purchased on the Internet from retailers in California, Hawaii, Missouri, New York, Washington, and Wisconsin. Although the drug is widely available, its popularity is not expected to significantly increase because of its antisocial hallucinogen effects.

## Alkyl Nitrates

Alkyl nitrates, or poppers and snappers, are small bottles filled with liquid alkyl nitrates. Once used to ease chest pains or angina, alkyl nitrates are now inhaled recreationally. Unlike other inhalants that act directly on the central nervous system, nitrates act primarily to dilate blood vessels and relax muscles. And while other inhalants are used to alter

mood, nitrates are used primarily as sexual enhancers. Some people use viagra along with poppers regardless of the lethal risks associated with this combination of drugs.

## K2

K2 is a mixture of herbs and spices that is sprayed with synthetic cannabinoids and known by several names such as Summit, Standard, and Citron. The mixture is typically smoked which produce effects similar to those of cannabis although it has been reported to have effects more comparable to methamphetamine. Side effects reported by users include vomiting, rapid heartbeat, dangerous elevated blood pressure and hallucinations. However, K2 has not been tested on humans so all related side effects of the drug are unknown. Although K2 is a legal in most states, Kansas and Missouri have passed legislation to illegalize it. In 2010 the 95th Missouri General Assembly passed House Bill (HB) 1472 that added K2 (1-pentyl-3-(1-naphthyl) indole) to the Schedule 1 controlled substances list.

## VIOLENT CRIME IN MISSOURI

Crime and the threat of being victimized have a continuing impact on Missouri citizens. In a public opinion survey conducted by the MSHP in 2008, Missouri citizens were asked to rank ten social issues facing America in order of importance. These issues were analyzed based on their being ranked as one of the top three problem areas in the nation (i.e., ranked 1, 2, or 3). Crime was considered the most important social issue followed by Drug Abuse and Health Care. The 2005 survey responses were quite different in ranking than 2008. Homeland Defense & Security was considered the most important social issue followed by Health Care and third ranked was Public Education.

In the 2008 survey respondents also were asked the extent to which they were concerned about being victimized by crime. Of the respondents 40.6% indicated they were seriously or moderately concerned about being victimized by crime in their residence or neighborhood. Also, respondents were concerned about being victimized by crime while traveling Missouri roadways. Of the total, 49.0% indicated they were seriously or moderately concerned. An even higher proportion was concerned about being involved in a traffic accident while traveling on Missouri roadways. Of the total, 59.0% indicated they were seriously or moderately concerned. One of the primary sources of data related to the occurrence of violent crime in Missouri is the Missouri Uniform Crime Reporting (UCR) Program. This information system contains data on the number of violent crimes reported to police as well as arrests made for violent crime incidents. In 2001, reporting to the UCR Program became mandatory for all Missouri law enforcement agencies. Law enforcement agencies' compliance to this mandate is nearly 100%. Prior to 2001, UCR statistics were based on a voluntary reporting standard and, as a result, did not contain complete statewide violent crime data. However, computational techniques were employed to *estimate* the actual amount of violent crime in Missouri. In addition, rates per 100,000 populations were used based on reporting agency crime and population data only. Caution is recommended when comparing UCR statistics from years before and after the mandate was initiated.

In the UCR Program, eight major offenses are used to measure the magnitude of crime. These offenses are included because of their frequency of occurrence and the fact they are most likely to be reported to law enforcement agencies. These eight offenses are: murder, forcible rape, robbery, aggravated assault, burglary, theft, motor vehicle theft, and arson. The first four make up the Violent Crime Index.

### *Violent Crime*

In 2009, 29,414 violent crime index offenses occurred in the State of Missouri. In other words, one violent crime was committed every 17.9 minutes.

On a per 100,000 population basis, 491.3 violent crime index offenses were committed in 2009. Comparing the 2009 violent crime rate with 2008 (491.3 vs. 534.3), Missouri experienced a 8.0% decrease (Figure 40). Comparing annual rates of change in violent crime since 2000, Missouri has experienced a 1.8% decrease in violent crime on a per 100,000 population basis in 2009 (Figure 41).

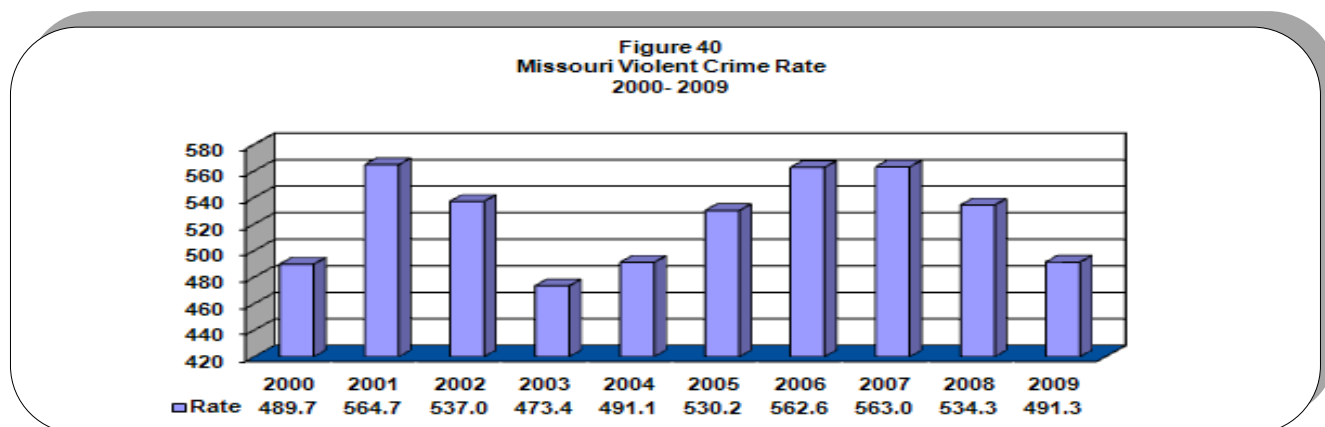
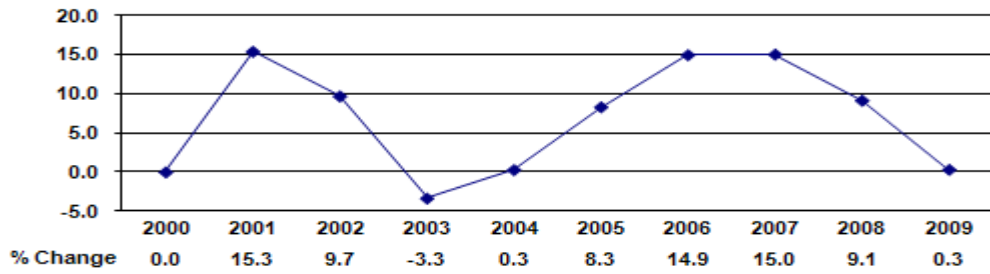


Figure 41  
Missouri Violent Crime Rate  
Percent of Change  
2000 - 2009



**Murder**

Although murder is the least frequently occurring violent index offense, it is the most important since loss of life is involved. Since 2000, the murder rate has mostly increased except in years 2002 and 2003 (Figure 42). The murder rate decreased from 8.5 in 2008 to 6.7 in 2009, a 21.2% increase. Comparing annual percents of change for this offense since base year 2000, Missouri experienced a 6.3% increase in 2009 (Figure 43).

Figure 42  
Missouri Murder Rate  
2000 - 2009

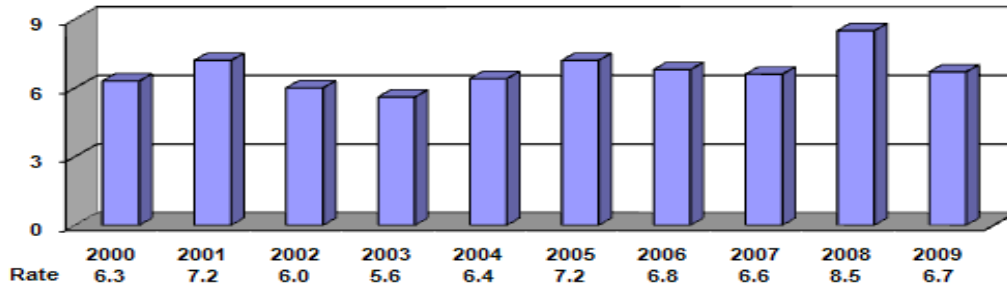
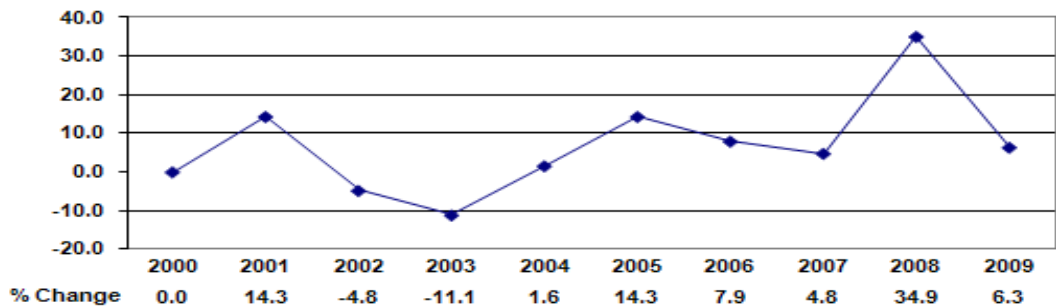
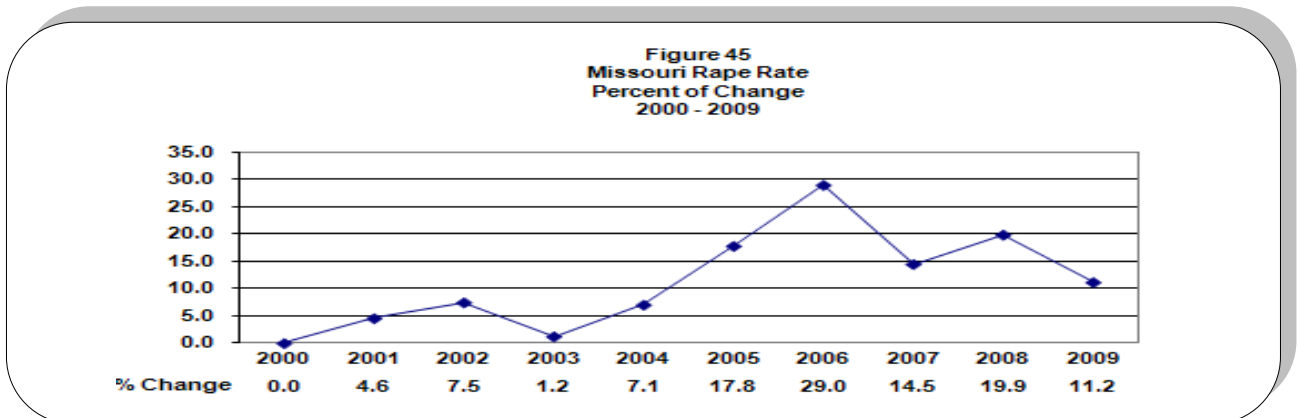
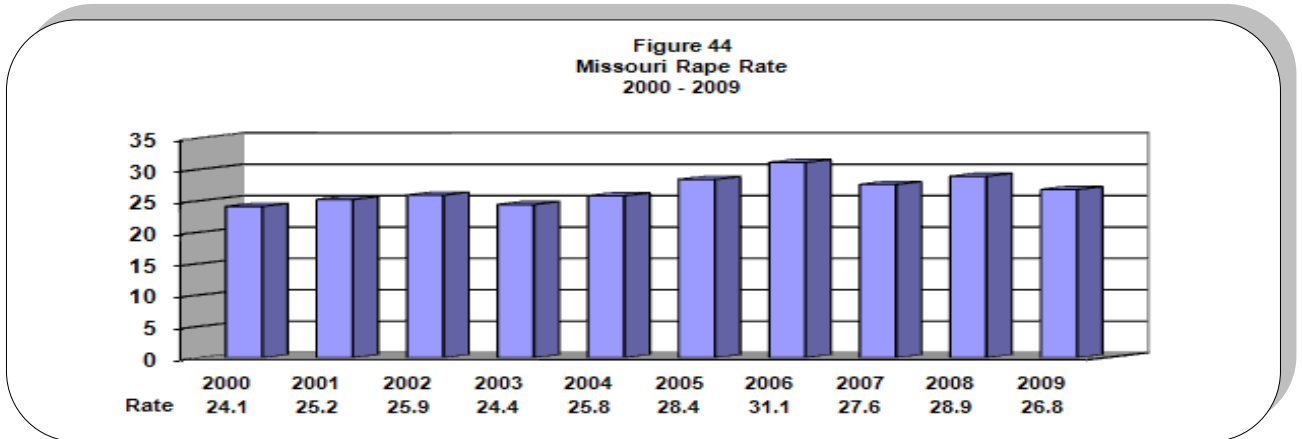


Figure 43  
Missouri Murder Rate  
Percent of Change  
2000 - 2009



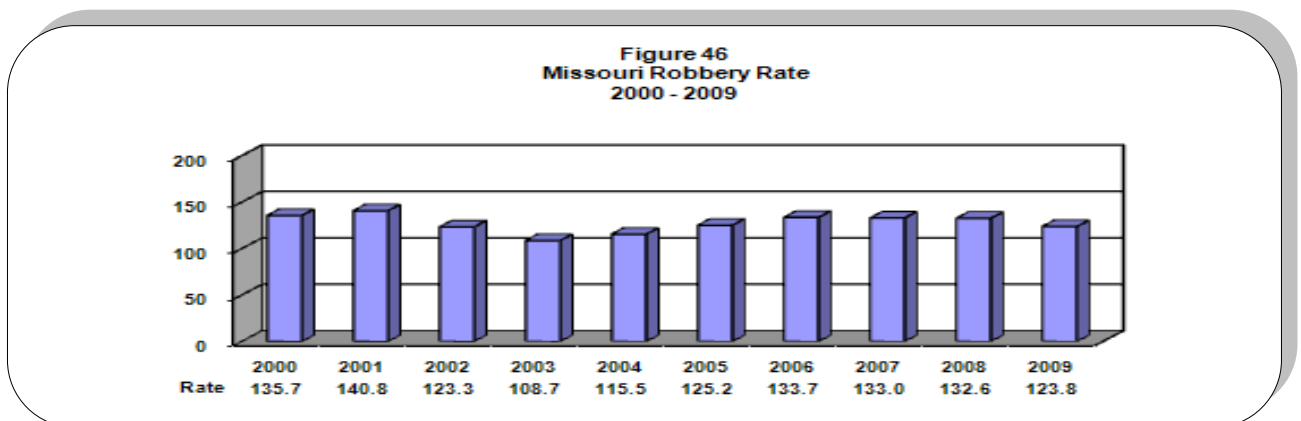
## Rape

In 2000, the rape offense rate per 100,000 populations was 24.1 (Figure 44). An examination of the long-term trends associated with this offense shows an increase since that year through 2003. The rate of rape slightly decreased in 2007. Missouri experienced another rate decrease in 2009, realizing a 7.3% fall from the previous year. When examining annual rape percents of change since base year 2000, Missouri experienced an 11.2% increase in 2009 (Figure 45).

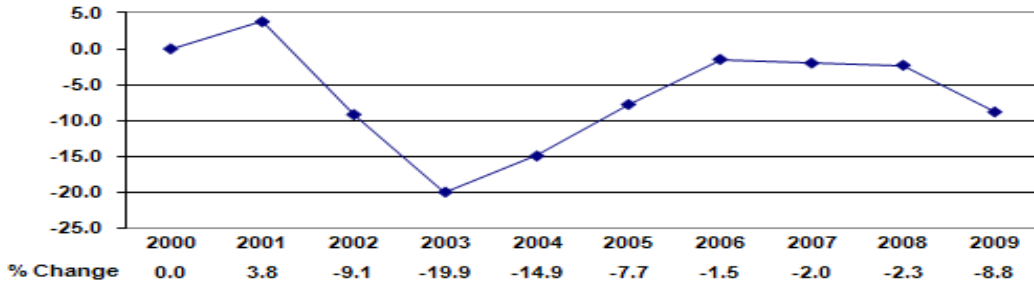


## Robbery

The robbery offense rate per 100,000 populations was 135.7 in 2000 (Figure 46). It is apparent from examination of the long-term trends of robbery offense rates per 100,000 populations decreased from 2000 through 2003 but have generally increased since that year. Compared to 2008, Missouri experienced a very slight decrease (6.6%) in the robbery offense rate in 2009. When compared to base year 2000, Missouri has experienced an overall 8.8% decrease in 2009 (Figure 47).



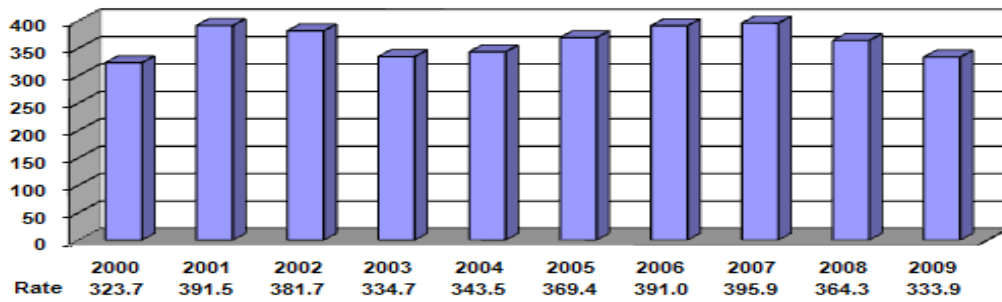
**Figure 47**  
Missouri Robbery Rate  
Percent of Change  
2000 - 2009



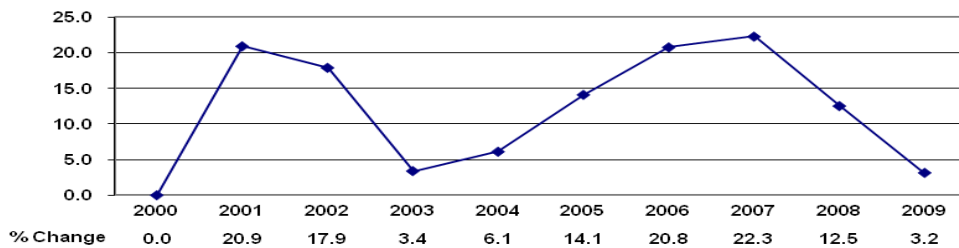
### Aggravated Assault

Missouri experienced 333.9 aggravated assaults per 100,000 in 2009 (Figure 48). When examining long-term trends using 2000 as a base year, aggravated assault rates have fluctuated through 2003. But since that year aggravated rates have mostly increase. In 2009 however, Missouri experienced an 8.3% decrease in aggravated assaults compared to 2008. However compared to 2000, Missouri had a 3.2% increase in this offense type in 2009 (Figure 49).

**Figure 48**  
Missouri Aggravated Assault Rate  
2000 - 2009



**Figure 49**  
Missouri Aggravated Assault Rate  
Percent of Change  
2000 - 2009



## SECTION III: Resource Needs

### PROBLEM AREAS AND RESPONSES

## **Law Enforcement Programs (inclusive of Multi-Jurisdictional Drug Task Forces)**

### ***Problem***

- Decreasing budgets and an increasing demand for law enforcement agency services requires adequate resources for illicit drug and violent crime problems throughout the State of Missouri
- Increase in Methamphetamine Laboratory discoveries
- Increase drug arrests
- Increase drug seizures
- Transportation of illicit drugs throughout the State of Missouri
- The Missouri Criminal Justice system continues to address crime and related issues in a “reactive manner”
- The Missouri Criminal Justice system continues its reactive response in a status quo fashion
- The Missouri Criminal Justice system has not adopted an innovative and aggressive philosophy in their approach to crime and drug related issues
- The Missouri Criminal Justice system is not global in their project vision

### ***Proposed Response***

- Maintain and develop programs to provide resources and manpower for Law Enforcement efforts supporting Multi-Jurisdictional Drug Task Forces, street level drug enforcement, Marijuana eradication and sting operations
- Implement and maintain current programs providing equipment to Law Enforcement
- Upgrade State and local criminal justice information systems to improve illicit drug and violent crime case processing
- Implement specialized training programs for informant handling, drug investigations, and evidence processing
- Promote cooperation between Federal, State and Local agencies to address the problems
- Focus and enhance Multi-Jurisdictional Drug Task Force programs, Interdiction programs, and single agency units to address the illicit drug problem in Missouri
- Implement specialized training programs for officer safety when encountering Methamphetamine Labs, including protective clothing and equipment
- Implement specialized training for handling and disposal of hazardous substances from Meth Labs
- Implement data collection, analysis, and evaluation components for CJ/LE strategic planning and contract administration
- Continue efforts to upgrade criminal information systems to capture data needed to perform illicit drug and violent crime strategic planning
- Promote a criminal justice philosophy that’s far reaching and global in perspective
- Promote inner agency and other organizational partnerships
- Promote innovative “outside the box” thinking
- Promote new strategies and methodologies in dealing with drug and crime related problems

## **Prosecution and Court Programs**

### ***Problem***

- The top two social concerns of Missouri citizens are drug abuse and crime
- Decreasing budgets and increased demand for criminal justice services
- Increased filing of drug related charges throughout Missouri state court systems
- Increase in enforcement and prosecution programs resulting in an increase of drug related charges
- Increased arrests and prosecution arising from increased use of illicit drugs
- Increase demand for manpower and resources
- Child abuse has been increasing at an alarming rate
- Missouri was ranked 8th in child abuse and neglect fatalities in the United States in 1997
- Funding is limited for specialized investigators and prosecutors
- Funding is limited for specialized training for investigators and prosecutors
- Funding is limited for specialized equipment needed for child abuse and neglect investigations

### ***Proposed Response***

- Maintain and enhance current community policing programs in Missouri designed to increase community and Law Enforcement partnerships
- Develop and implement new public awareness and crime prevention programs targeting drug abuse and crime
- Continue to implement Community Oriented Programs across the state of Missouri
- Implement data collection, analysis, and evaluation components for CJ/LE strategic planning and contract administration
- Promote cooperation and communication between Law Enforcement and communities
- Continue efforts to upgrade state and local criminal justice information systems to improve illicit drug and violent crime case processing
- Increase support, training and technology for court services
- Promote the enhancement of Prosecutorial and defense programs statewide
- Provide offender based education, and life skills training
- Implement data collection, analysis, and evaluation components for CJ/LE strategic planning and contract administration.
- Promote specialized investigative and prosecutorial units to investigate child abuse and neglect cases
- Promote and increase specialized training for child abuse and neglect investigations and prosecution
- Increase specialized equipment needed for child abuse and neglect investigations
- Continue efforts to upgrade state and local criminal justice information systems to improve illicit drug and violent crime case processing
- Address defendant's needs through effective case management
- Develop and continue current court delay reduction programs to relieve the back log of court cases and expedite court process.
- Implement court supervised drug treatment programs which would be alternatives to incarceration
- Continue to provide alternative sentencing programs

### **Prevention and Education Programs**

#### ***Problem***

- Increased arrests and prosecution arising from increased use of illicit drugs and violent crime
- Increased youth participation in the use and sale of illicit drugs
- Increased youth participation in the use of alcohol

#### ***Proposed Response***

- Develop and continue juvenile treatment and intensive supervision programs within the Missouri Division of Youth Services
- Develop and continue adult drug treatment programs with the Missouri Department of Corrections
- Implement data collection, analysis, and evaluation components for CJ/LE strategic planning and contract administration
- Address defendant's needs through effective case management
- Implement court supervised drug treatment programs which would be alternatives to incarceration

### **Planning, Evaluation, and Technology Improvement Programs**

#### ***Problem***



- Untimely, inadequate, and incomplete reporting of criminal histories due to current reporting methods
- A need for uniform reporting standards
- Increase in drug arrests throughout Missouri causing back log for crime laboratories
- Inadequate manpower and resources

***Proposed Response***

- Continue efforts to upgrade State and local criminal justice information systems
- Implement data collection, analysis, and evaluation components for CJ/LE strategic planning and contract administration.
- Upgrade State and local criminal justice information systems to improve illicit drug and violent crime case processing
- Provide resources and equipment for the enhancement of over burdened crime laboratories throughout the state of Missouri to expedite the prosecution of drug offenders
- Provide funding for state-of-the-art equipment and supplies for analysis for narcotic and violent crime evidence
- Promote innovative analysis techniques
- Maintain an acceptable turn-around time for evidence processing

# SECTION IV: Priorities and the National Drug Control Strategy

## STRATEGIC PLAN IMPLEMENTATION STATUS

Following is an overview of the 2009 / 2010 four-year Strategic Plan.

Implementation of the 2009 / 2010 JAG funding year began with the review of project applications on April 15-16, 2009 by a grant review committee consisting of the DPS - CJ/LE Program staff and individuals from the criminal justice and private sector. Sixty-one (61) requests for funding were reviewed within the approved project categories as described below. The grant evaluation process was competitive in nature, and only those grant applications determined to coordinate with the goals and objectives of the statewide strategy were considered for funding. Thirty-three (33) grant awards were made to state and local recipients in the amount of \$1,748,568.41.

In addition, 103 requests for funding were received through the Recovery-JAG Program. A grant review committee consisting of the DPS – CJ/LE Program staff and individuals from the criminal justice and private sector reviewed these project applications on May 27-28, 2009. Thirty-six (36) grant awards were made to local recipients in the amount of \$7,369,177.22. Following is a brief summary on each category funded through the DPS - CJ/LE Program during the 2009 / 2010 funding cycle.

### *Law Enforcement Programs*

The DPS - CJ/LE Program awarded \$1,140,318.42 to 26 multi-jurisdictional drug task forces and \$218,948.34 to 1 multi-agency law enforcement group from JAG Program monies. Of the 114 counties in the state of Missouri, 88 counties were active participants / members of these multi-jurisdictional enforcement efforts.

In addition, the DPS – CJ/LE Program awarded \$6,842,487.74 to 26 multi-jurisdictional drug task forces from Recovery-JAG Program monies. Of the 114 counties in the state of Missouri, 99 were active participants / members of these multi-jurisdictional enforcement efforts. A total of \$68,230.88 was awarded to 3 other law enforcement-related projects from Recovery-JAG Program monies.

The primary focus of this category is the multi-jurisdictional, multi-agency counter-drug enforcement effort. During previous funding years, the DPS - CJ/LE Program began placing more emphasis on the collaboration and partnerships required to breed success within the multi-jurisdictional approach to drug enforcement. By placing greater emphasis on the establishment of a comprehensive Memorandum of Understanding/Agreement between all partners of the multi-jurisdictional enforcement group, a more comprehensive understanding of responsibilities and expectations exists. Additionally, greater emphasis is placed on the establishment of a Board of Directors, responsible for the collective decision making process of each multi-jurisdictional enforcement group.

During 2009 / 2010, the illicit drug methamphetamine continued to be a priority for an aggressive law enforcement strategy, designed to slow or halt the spread of this drug. As the scope of the methamphetamine problem extends beyond the capabilities of a single entity, many partnerships have been forged in response to this threat to public safety, public health and the environmental sovereignty of our state. Through local, state and federal collaborations and a continued aggressive response, we anticipate the rise in methamphetamine related activity to peak and eventually decline.

During the past three fiscal years, the following statistics were collected for the Multi-Jurisdictional Drug Task Forces throughout the state as funded by the DPS – CJ/LE Program. The following statistics are an example of the data collected through the Quarterly Progress Report. More detailed information can be reviewed in Section III and IV of this report.

	<u>FY 2008</u>	<u>FY 2009</u>	<u>FY 2010</u>
Arrested with one or more drug charges	6,067	6,009	5,556
Arrested with no drug charges	880	1,314	1,248
<b>Total drug arrests</b>	<b>6,923</b>	<b>7,323</b>	<b>6,804</b>
Search warrants served	1,029	1,088	1,208
Consent searches performed	3,434	3,718	3,776
Methamphetamine labs seized/destroyed:	954	1,206	1,449
New drug distribution Organizations identified:	114	126	112

<u>OUNCES OF DRUGS SEIZED</u>	<u>FY2008</u>	<u>FY2009</u>	<u>FY 2010</u>
Marijuana	375,502	157,861	177,414
Methamphetamine	1,508	2,816	1,895
Cocaine	14,017	5,610	3,235
Crack	291	297	192
Heroin	180	589	67
LSD	1	19	63
PCP	275	897	569
Ecstasy	38	566	3
Pseudoephedrine	1,952	592	519
Anhydrous Ammonia (gallons)	6,852	5,168	13,904
Other Drugs	7,734	449	501
<b>Total value of all drugs seized</b>	<b>\$99,054,784</b>	<b>\$32,428,539</b>	<b>\$38,039,219</b>
<b>Top five drug arrest charge codes</b>			

<u>FY 2008</u>	<u>FY 2009</u>	<u>FY 2010</u>
Poss/Marijuana	Poss/Marijuana	Poss/Marijuana
Poss/Methamphetamine	Sale /Methamphetamine	Sale/Methamphetamine
Sale/Methamphetamine	Poss /Methamphetamine	Poss/Methamphetamine
Poss/Paraphernalia	Sale /Paraphernalia	Sale/Marijuana
Sale/Marijuana	Poss /Marijuana	Poss/Paraphernalia

\*The above statistical data is obtained from the Quarterly Reports submitted by the multi-jurisdictional enforcement groups receiving JAG Program funding between July 1, 2008 and June 30, 2010.

### ***Prosecution and Court Programs***

During the 2009 / 2010 funding period, Prosecution and Court programs received funding in the amount of \$100,550.63. This approved purpose area provides financial assistance to three (3) projects to implement and enhance the response of criminal justice agencies to criminal activity. Training of law enforcement, prosecution, judicial, and medical staff was also provided on proper handling / processing of these cases as well as establishment of communication lines between involved criminal justice agencies leads to effective resolution of this problem.

No funding assistance provided to this purpose area from Recovery-JAG Program monies.

### ***Prevention and Education Programs***

During the 2009 / 2010 funding period, Prevention and Education programs received funding in the amount of \$172,567.07. This approved purpose area provided financial assistance to one (1) project. This purpose area aids in providing the proper supplies and reference material to Missouri law enforcement, fire service and other emergency response officials to help them safely respond to methamphetamine laboratory incidents and perform their jobs with reduced risk of injury to themselves, the public, and the environment.

No funding assistance provided to this purpose area from Recovery-JAG Program monies.

### ***Corrections and Community Corrections Programs***

No funding assistance provided to this approved purpose area during the 2009 / 2010 funding cycle.

### ***Drug Treatment Programs***

No funding assistance provided to this approved purpose area during the 2009 / 2010 funding cycle.

***Planning, Evaluation, and Technology Improvement Programs***

During the 2009 / 2010 funding period, Planning, Evaluation, and Technology Improvement projects received funding in the amount of \$116,183.95 from the JAG Program. This approved purpose area provided financial assistance to two (2) projects. One project enhances the State's ability to collect accurate criminal history record information, in a timely manner, and provide the appropriate storage mechanism within the Missouri Criminal Records Repository. The other project provided a municipality with the resources to evaluate police reports and records in an attempt to identify crime trends and provide such information to local businesses and citizens to make their community safer.

In addition, a total of \$458,458.60 was awarded to six (6) projects under this purpose area to enhance police equipment and/or public safety informational systems for various counties, municipalities, and universities. These projects included items such as new computers, servers, records management systems, mobile data terminals for police cruisers, and radios that increase efficiency and effectiveness amongst law enforcement officers and agencies.

***Crime Victim and Witness Programs***

No funding assistance provided to this approved purpose area during the 2009 / 2010 funding cycle.

# **SECTION V: Selected Programs**

## **PROGRAM DESCRIPTION AND EVALUATION METHODS**

The Edward Byrne Memorial Justice Assistance Grant (JAG) Program provides criminal justice authorities with substantial support in their endeavors to address Missouri's illicit drug and violent crime problems. The U.S. Department of Justice, Bureau of Justice Administration (BJA) administers this program at the federal level and the Missouri Department of Public Safety (DPS) administers it at the state level. In Missouri, this program within the Office of Director is known as the Criminal Justice/Law Enforcement (CJ/LE) Program and will be referred to as CJ/LE throughout this report.

Program evaluation is an essential CJ/LE responsibility required by its enabling legislation. To meet this responsibility, BJA has provided states with guidelines, technical training, and support for assessing JAG Programs. In Missouri, the DPS has contracted with the Missouri State Highway Patrol (MSHP), Statistical Analysis Center (SAC) to administer the evaluation component of the CJ/LE Program and play a major role in development of Missouri's drug and violent crime strategy.

The following is a description of the 2009/2010 JAG and Recovery-JAG project evaluation designs developed by SAC and DPS. These evaluations are mostly administrative or process in nature.

***PROSECUTION AND COURT PROGRAMS***

This purpose area provides financial assistance to implement and enhance the response of criminal justice agencies to criminal activity. Training of law enforcement, prosecution, judicial and medical staff on handling or processing criminal cases as well as establishment of communication between involved criminal justice agencies leads to effective problem resolution.

**Efficiency evaluations designed for:**

St. Louis City Community Crime Strike force  
St. Louis City - Misdemeanor Domestic Violence Investigator  
Washington County - Special Investigator of Crimes Against Children

**ST. LOUIS CITY CRIME COMMUNITY STRIKE FORCE:** This project continues to fund the salary of one investigator and support a special unit with the St. Louis Circuit Attorney's Office to focus on suppression, law enforcement activities, and crime prevention techniques in areas with specific crime problems, known as "Hot Blocks". The goal of the project is to increase community safety and reduce criminal activity. This goal will be achieved by: 1) Effectively utilizing Circuit Attorney's Office resources to make the greatest impact on residents' safety; 2) Collaborating with St. Louis Metropolitan Police Department with response and prevention of crime in areas with specific crime problems; 3) Enhancing prosecution and implementing deterrence strategies; 4) Establishing strong law enforcement presence in high crime rate areas; and 5) Providing community education and fostering communication with residents.

EVALUATION DESIGN: The grantee will be evaluated on the following criteria:

- Overall project management, training, and services employed to support the project.
- Number of "Hot Block" areas identified in City of St. Louis and number of offenders prosecuted for crimes in these areas.
- Number of collaborative responses made by St. Louis Circuit Attorney's Office and St. Louis Metropolitan Police Department.
- Number of prosecution enhancement and deterrence strategies implemented.
- Number of law enforcement responses made to "Hot Block" neighborhoods.
- Pre and post program comparative crime rates for "Hot Block" areas.
- Number of community crime education activities performed.
- Other major work effort and activities performed under auspices of the project.

The grantee is required to submit quarterly progress status reports on this project. Status reports should describe work completed and work in progress, as well as any impediments preventing the project from being successfully completed at the end of the contract period.

**ST. LOUIS CITY CIRCUIT ATTORNEY'S OFFICE DOMESTIC VIOLENCE INVESTIGATOR:** This project continues support of a misdemeanor domestic violence investigator to work with the St. Louis Attorney's Office domestic violence attorney. The goal of this project is to increase community safety and reduce domestic violence in the City of St. Louis through cooperative efforts of the Misdemeanor Domestic Violence Investigator and the Circuit Attorney Office Violent Unit. This goal will be achieved by two objectives: 1) Focus will be placed on misdemeanor domestic violence information being shared thus encouraging participation and subsequently reducing the number of cases dismissed for failure of prosecution; 2) Effort will be focused on enhancing misdemeanor domestic violence investigation, evidence collection, and trial preparation for prosecution.

EVALUATION DESIGN: The grantee will be evaluated on the following criteria:

- Overall project management, training, and services employed to support the project.
- Number of domestic violence cases prosecuted by the St. Louis City Attorney's Prosecutors Office. At the end of the contract period, the rate of change in domestic violence cases prosecuted compared to a like period prior to the grant project.
- Number of domestic violence cases investigated and directly prosecuted by the domestic violence team.
- Number of non-domestic violence cases investigated and prosecuted by the domestic violence team.
- Number of domestic violence victims provided information of support services.
- Hours expended on domestic violence investigation, evidence collection, and trial preparation.
- Other major work effort and activities performed under auspices of the project.

The grantee is required to submit quarterly progress status reports on this project. Status reports should describe work completed and work in progress, as well as any impediments preventing the project from being successfully completed at the end of the contract period.



**WASHINGTON COUNTY/CITY OF POTOSI SPECIAL INVESTIGATOR OF CRIMES AGAINST**

**CHILDREN PROGRAM:** This program continues support of a special investigator to collaborate with Washington County's Prosecuting Attorney's Office to investigate crimes involving children. The overall goal of the program is to provide a high quality, consistent response to reports of child abuse of a serious nature in Washington County and the City of Potosi. This goal will be met by the following objectives: 1) Providing the investigator with highly recognized training in the dynamics of child abuse, child sexual abuse, child fatality, suspect interrogation, victim interviewing, evidence collection, and case/trial preparation; 2) Maintaining a "Satisfaction Survey" from victims and their families as a means of measuring success and improving future services; 3) Assisting the Child Advocacy Center of East Central Missouri in developing training for first responders to promote a better understanding of first responders duties and develop protocol for first responders; 4) Investigating incidents of child sexual and felonious physical abuse and fatality cases; and 5) Improving life conditions of victims and non-offending parents by removing contacts with offenders.

EVALUATION DESIGN: The grantee will be evaluated on the following criteria:

- Overall project management, training, and support services employed to implement the program.
- Hours expended by Special Investigator on child abuse and child involved domestic violence cases.
- Hours expended by team agencies on child abuse and child involved domestic violence cases.
- Number of serious sexual and physical child abuse cases investigated.
- Prosecution rate of serious sexual and physical child abuse cases.
- Conviction rate of serious sexual and physical child abuse cases.
- Other major work efforts and activities performed under auspices of the project.

The grantee is required to submit quarterly progress status reports on this project. Status reports should describe work completed and work in progress, as well as any impediments preventing the project from being successfully completed at the end of the contract period.

***PREVENTION AND EDUCATION PROGRAMS***

This purpose area provides supplies and reference materials to Missouri law enforcement, fire service, and other emergency response officials to help them promote safety and educate officers and the public on issues that affect themselves and the environment.

**Efficiency evaluations designed for:**

State of Missouri Department of Natural Resources Clandestine Drug Laboratory Collection Station

**MISSOURI DEPARTMENT OF NATURAL RESOURCES CLANDESTINE DRUG LABORATORY**

**COLLECTION STATION:** This continuing project supports the Department of Natural Resources, Environmental Services Program to expand and enhance an existing project of responding to methamphetamine clandestine laboratory clean up requests. The goal of this project is to increase safety and reduce risk of injury to the staff, the public, and the environment exposed to clandestine laboratories. This goal will be achieved by three objectives: 1) Provide proper supplies and reference material to Missouri law enforcement, fire service, and other emergency response officials; 2) Provide supplies for processing and disposal of clandestine drug lab materials to clandestine drug laboratory collection stations; and 3) Provide on-site responses to clandestine methamphetamine laboratory incidents, when requested by law enforcement, fire station, and other emergency officials.

EVALUATION DESIGN: The grantee will be evaluated on the following criteria:

- Overall project management, training, and services employed to support the project.
- Amount and type of supplies purchased specifically to reduce methamphetamine laboratory related injuries of emergency responders.
- Number of injury and non-injury related laboratory incidents responded to.
- Amount and type of supplies purchased specifically for processing and disposal of clandestine drug laboratory materials from clandestine drug laboratory collection stations.
- Number of requests for on-site assistance to clandestine methamphetamine laboratory incidents by type of requestor (law enforcement, fire service, and other emergency response officials).
- Number of on-site responses to requests for assistance to clandestine methamphetamine laboratory incidents, by type of requestor (law enforcement, fire service, and other emergency response officials).
- Other major work effort and activities performed under auspices of the project.

The grantee is required to submit quarterly progress status reports on this project. Status reports should describe work completed and work in progress, as well as any impediments preventing the project from being successfully completed at the end of the contract period.

***PLANNING, EVALUATION, AND TECHNOLOGY IMPROVEMENT PROGRAMS***

Local criminal justice agencies must be automated if their reporting to the State Central Repository is to be timely, accurate, and complete. When local agencies are automated and linked to the State Repository, they are able to search federal criminal files, state and federal wanted files, and other databases. Criminal justice databases are important tools when fighting crime and protecting citizens

**Efficiency evaluation designed for:**

Caldwell County – Operation Computerize  
Crocker – Technology Enhancement  
Forsyth – Emergency Communications Project  
Gladstone City - Crime Analysis Program  
Maryville – Northwest Missouri Information Sharing Project  
Missouri State Highway Patrol (MSHP) - Administrative Data Analysis and Problem Identification  
Reynolds County – Radio Free Reynolds  
University of Central Missouri – Improve Technology Through the Purchase of Mobile Data Terminals

**CALDWELL COUNTY - OPERATION COMPUTERIZE:** This Recovery-JAG funded program funds the improvement to existing technical infrastructure of the Caldwell County Sheriff's Office. The goal of this project is to improve the Sheriff's Office data processing capabilities. This goal will be achieved by: 1) Provide new computer software and hardware designed to retain valuable and security sensitive information; and 2) Maintain an accurate and efficient way to track sensitive information received by the Sheriff's Office on a daily basis.

EVALUATION DESIGN: The sub-grantee will be evaluated on the following criteria:

- Overall project management, training, and support services employed to implement the program
- Timely acquisition, distribution, and implementation of computer hardware and software
- Amount and type of equipment/software installed along with training manuals provided
- Number of sensitive records received per month by Sheriff's Office and daily average
- Other major work efforts and activities performed under auspices of the project

The sub-grantee is required to submit quarterly progress status reports on this project. Status reports should describe work completed and work in progress, as well as any impediments preventing the project from being successfully completed at the end of the contract period.

**CROCKER - TECHNOLOGY ENHANCEMENT:** This Recovery-JAG funded program funds a records management system (RMS) and Mobile Data Terminals (MDTs) for the Crocker Police Department. The goal of this project is to improve the availability of Crocker police officers patrol time and ability to answer calls for service. This goal will be achieved by improving the department's data processing capabilities by installing new computer programs that integrate officers' reports with the CAD system. Because officers will spend less time with administrative duties such as entering reports and will be able to spend more time on the streets with the aid of the new MDTs, their available time to respond to calls will be increased.

EVALUATION DESIGN: The sub-grantee will be evaluated on the following criteria:

- Overall project management, training, and support services employed to implement the program
- Timely acquisition, distribution, and implementation of the new RMS and MDTs.
- Technical assistance and training provided in maintenance of the records management system
- Average amount of time expended by officers on administrative duties before and after implementation of the new RMS.
- Average amount of time expended by officers before and after the implementation of the new MDTs
- Number of calls for service responded to by officers before and after implementation of the new RMS.
- Average time to respond to calls for service by officers before and after implementation of the new MDTs.
- Number of files processed with the new RMS.
- Other major work efforts and activities performed under auspices of the project

The sub-grantee is required to submit quarterly progress status reports on this project. Status reports should describe work completed and work in progress, as well as any impediments preventing the project from being successfully completed at the end of the contract period.

**FORSYTH - EMERGENCY COMMUNICATIONS PROJECT:** This Recovery-JAG funded program funds the improvement to existing technical infrastructure of the Forsyth Police Department. Because the City of Forsyth is the county seat of Taney County, this improvement will enable all emergency services agencies to communicate. The goal of this project is to improve Forsyth's data communication network capabilities, increase records management performance, and improve officer safety. This goal will be achieved by the following objectives: 1) Purchase Mobile Data Terminals (MDTs) for the patrol vehicles which will enable the officers to spend more time on the streets and will also enable them to access critical information on vehicle stops and suspects; 2) Purchase and install a Records Management System (RMS) and justice information sharing system at the Forsyth Police Department; and 3) Provide efficient service to the citizens of the City of Forsyth and Taney County by allowing the dispatch center to monitor the location of the officers at all times, which will enable dispatch to send the closest officer to the scene of an incident.

EVALUATION DESIGN: The sub-grantee will be evaluated on the following criteria:

- Overall project management, training, and support services employed to implement the program
- Timely acquisition, installation, and implementation of the MDTs.
- Number of MULES and NCIC record checks made with the new MDTs
- Timely acquisition, distribution, and implementation of new records management software and hardware
- Technical assistance and training provided in maintenance of the records management system
- Number of calls for service dispatched by Forsyth Police Department before and after implementation of new records management system software
- Number of files processed with records management system
- Number of Forsyth Police Department records shared with Taney County Sheriff's Office, Cornerstone Project, MoDEX, and national databases
- Other major work efforts and activities performed under auspices of the project

The sub-grantee is required to submit quarterly progress status reports on this project. Status reports should describe work completed and work in progress, as well as any impediments preventing the project from being successfully completed at the end of the contract period.

**GLADSTONE - CRIME ANALYSIS PROGRAM:** This JAG funded project continued support for a crime analysis program by Gladstone Department of Public Safety (DPS) that establishes a series of crime reporting procedures, systems, and recommendations that increases their crime solving abilities. The goal of this project is to provide an incident-based analysis of crime reports and records to the Gladstone Department of Public Safety in an attempt to decrease criminal activity and increase the quality of life in the community of Gladstone. This goal will be achieved by four objectives: 1) Conduct daily acquisition of crime information from the Department's records management system, allied agencies, and personal contact with law enforcement; 2) Identify and disseminate information about crime patterns and crime series to the Department's Law Enforcement Bureau; 3) Prepare weekly crime bulletins; 4) Prepare and present complex and detailed statistical crime reports to the Department's Law Enforcement Commanders; and 5) Outreach to community patrons and businesses to develop community policing and crime prevention programs.

EVALUATION DESIGN: The grantee will be evaluated on the following criteria:

- Overall project management, training, and services employed to implement the project.
- Number of developed report systems and processes that improve police department crime solving
- Number of crime cases worked and cleared prior to and after development of crime analysis program
- Number of investigative leads supported identified by crime analysis program
- Number of community policing and crime prevention programs supported by program
- Other major work effort and activities performed under auspices of the project Number of statistical reports prepared and presented to Gladstone Police Department commanders

The grantee is required to submit quarterly progress status reports on this project. Status reports should describe work completed and work in progress, as well as any impediments preventing the project from being successfully completed at the end of the contract period.



**MARYVILLE - NORTHWEST MISSOURI INFORMATION SHARING PROJECT:** This Recovery-JAG funded program funds the improvement to existing technical infrastructure of law enforcement agencies in three jurisdictions: the City of Maryville, Nodaway County, and the Northwest Missouri State University. The goal of this project is to improve officer safety, decrease response time for calls for service, and improve communication performance of the data processing capabilities of these three law enforcement agencies by converting their existing record management systems to a single shared records/report writing system. This goal will be achieved by the following objectives: 1) Acquisition of new record management software (RMS) and 2) Purchase Mobile Data Terminals (MDTs). With the purchase of new RMS software and hardware, record management will become more efficient in the three law enforcement agencies and sharing of data will be improved. Deployment of MDTs will relieve radio traffic in the dispatch centers and officers will be able to readily access information which will improve service performance and decrease response times to calls for service.

EVALUATION DESIGN: The sub-grantee will be evaluated on the following criteria:

- Overall project management, training, and support services employed to implement the program
- Timely acquisition, distribution, and implementation of new records management software and hardware
- Technical assistance and training provided in maintenance of the records management system
- Amount and type of equipment / software installed along with training manuals provided
- Number of patrol cars with installed mobile data terminals
- Hours expended by officers in their patrol vehicles using the new mobile data terminals
- Average response time to dispatched calls for service prior to and after deployment of MDTs in patrol cars
- Other major work efforts and activities performed under auspices of the project

The sub-grantee is required to submit quarterly progress status reports on this project. Status reports should describe work completed and work in progress, as well as any impediments preventing the project from being successfully completed at the end of the contract period.

**MSHP - ADMINISTRATIVE DATA ANALYSIS AND PROBLEM IDENTIFICATION:** This JAG funded project involved establishing a series of policies, procedures, systems, and reporting recommendations. The State of Missouri will effectively manage the Edward Byrne Justice Assistance Grant (JAG) Program by analyzing drug and violent crime environment in the State; assessing effectiveness of existing programs; and offering data and interpretive analysis support for development of new programs. The Missouri State Highway Patrol, coordinating their activities with Department of Public Safety's CJ/LE Program staff, will complete the following project goals: 1) Provide baseline information to properly assess Missouri's illicit drug and violent crime problems; 2) Support successful administration of Missouri's JAG Program by providing needed research, evaluation, and data processing services; 3) Develop and implement Missouri's UCR data collection application and output report application; and 4) Enhance capabilities of Missouri's criminal justice information systems in supporting statewide illicit drug and violent crime problems and grant administration.

EVALUATION DESIGN: The grantee will be evaluated on the following criteria:

- Overall project management, training, and support services employed to implement the project.
- Assistance provided in successful development and / or modification of Missouri's drug and violent crime strategy required under the JAG Program including, but not limited to, conducting a statewide illicit drug and violent crime problem analysis and developing an annual grant report
- Number of research services provided to DPS, Missouri criminal justice authorities, and other public officials
- Assistance provided in development and implementation of evaluation criteria and information systems for programs supported under the JAG Program. Publication of a report describing all approved research designs
- Technical assistance provided in maintenance of UCR summary-based information system input, file maintenance, and output software
- Technical assistance provided for UCR training and report requirements, quality assurance reviews / audits, and assistance to local agencies in reporting procedures
- Number of seminars and conferences attended in support of the JAG Program
- Other major work effort and activities performed under auspices of this project

The grantee is required to submit quarterly progress status reports on this project. Status reports should describe work completed and work in progress, as well as any impediments preventing the project from being successfully completed at the end of the contract period.

**REYNOLDS COUNTY - RADIO FREE REYNOLDS:** This Recovery-JAG funded program funds the improvement to existing communications equipment and the Reynolds County Sheriff's Office, throughout the county and the 911 Dispatch Center. The goal of this project is to improve and enhance the safety of deputies by allowing them to carry only one portable radio on their duty belt with access to all frequencies including the extender frequencies. This project will enable Reynolds County Sheriff's Office and the 911 Dispatch Center to dispatch off one frequency throughout the entire county by using a single receiver system.

EVALUATION DESIGN: The sub-grantee will be evaluated on the following criteria:

- Overall project management, training, and support services employed to implement the program
- Timely acquisition, distribution, and implementation of new communications equipment and repeaters
- Technical assistance and training provided in maintenance of new communications equipment
- Amount and type of equipment installed along with training manuals provided
- Number of calls for service handled by Reynolds County Sheriff's Office before and after deployment of new communications system
- Other major work efforts and activities performed under auspices of the project

The sub-grantee is required to submit quarterly progress status reports on this project. Status reports should describe work completed and work in progress, as well as any impediments preventing the project from being successfully completed at the end of the contract period.

**UNIVERSITY OF CENTRAL MISSOURI - IMPROVE TECHNOLOGY THROUGH THE PURCHASE OF MOBILE DATA TERMINALS:** This Recovery-JAG funded program funds the purchase of seven Mobile Data Terminal (MDTs) laptop computers and necessary software and equipment for the Central Missouri Department of Public Safety (UCM DPS). The goal of this project is to increase the safety of UCM DPS officers and increase amount of officers' availability for patrol by decreasing their time spent on administrative duties. This goal will be accomplished by purchasing MDTs for UCM DPS patrol cars. With this equipment, officers will have more time to provide services, reduce unnecessary radio transmissions, and can view surveillance cameras from their vehicles. These MDTs will allow officers to spend less time at the station writing reports and more time on proactive and preventive patrol.

EVALUATION DESIGN: The sub-grantee will be evaluated on the following criteria:

- Overall project management, training, and support services employed to implement the program
- Timely acquisition, installation, and implementation of new MDTs
- Number of calls for service responded to by cars with and without MBTs
- Amount and type of equipment/technology installed along with training manuals provided
- Other major work efforts and activities performed under auspices of the project

The sub-grantee is required to submit quarterly progress status reports on this project. Status reports should describe work completed and work in progress, as well as any impediments preventing the project from being successfully completed at the end of the contract period.

## **LAW ENFORCEMENT PROGRAMS**

This purpose area focuses on all aspects of law enforcement efforts, from basic patrolling to community policing to widespread drug enforcement. Within Missouri, a large percentage of JAG and Recovery-JAG Program monies focus on multi-jurisdictional, multi-agency counter drug enforcement effort and emphasis is placed on collaboration and partnerships within the multi-jurisdictional approach to drug enforcement. A comprehensive understanding of responsibilities and expectations by task force partners is established with memorandums of understanding / agreements between all partners of multi-jurisdictional enforcement groups. A board of directors is responsible for the collective decision making process of each multi-jurisdictional enforcement group.

Methamphetamine is a priority for aggressive law enforcement strategy designed to slow or halt the spread of this drug. Because problems associated with methamphetamine transcend boundaries, partnerships have been forged to address public safety, public health, and the environment sovereignty of Missouri.

### **Efficiency evaluation designed for:**

Clark County – Patrol Vehicle Upgrade 2009  
Jackson County - Drug Abatement Response Team (DART)  
Perry County – Sheriff Ruse Checkpoints  
Stover City– Project Mobile

### **Quarterly Progress Report Automated Information System designed for:**

Adair County - North Missouri (NOMO) Drug Task Force  
Audrain County - East Central Drug Task Force  
Barry County - Southwest Missouri Drug Task Force  
Bridgeton City - North County MEG Multi-Jurisdiction Drug Task Force  
Buchanan County Drug Strike Force  
Camden County - Lake Area Narcotics Enforcement Group (LANEG)  
Excelsior Springs City - Clay County Drug Task Force  
Franklin County Narcotics Enforcement Unit  
Greene County - Combined Ozarks Multi-Jurisdictional Enforcement Team (COMET)  
Grundy County - NITRO Drug Task Force\*  
Howell County - South Central Drug Task Force  
Jackson County Multi-Jurisdictional Task Force  
Jasper County Drug Task Force  
Jefferson City - Mid-Missouri Unified Strike Team and Narcotics Group (MUSTANG)  
Jefferson County Municipal Enforcement Group  
Kansas City Multi-Jurisdictional Task Force  
Lafayette County Narcotics Unit  
Leadington City - Mineral Area Drug Task Force  
Monroe City - Northeast Missouri (NEMO) Narcotics Task Force  
Morgan County - Mid-Missouri Multi-Jurisdictional Drug Task Force  
Pemiscot County - Bootheel Drug Task Force  
Platte County Multi-Jurisdictional Enforcement Group  
Poplar Bluff City - Southeast Missouri (SEMO) Drug Task Force  
St. Charles County Regional Drug Task Force  
St. Clair County - Community Narcotics Enforcement Team (CNET)  
St. Louis City - Metro Multi-Jurisdictional Undercover Drug Program  
St. Louis County Multi-Jurisdictional Drug Task Force

\* Funded under the Recovery-JAG program only but was required to submit a quarterly progress report like the other JAG-funded Drug Task Force projects in order to include their statistics in the state analysis.

**CLARK COUNTY - PATROL VEHICLE UPGRADE 2009:** This Recovery-JAG funded project supports the purchase of one new Chevrolet Silverado Crew Cab pick-up truck and various law enforcement technology and lighting for the vehicle. The goal of this project is to purchase a new truck and the necessary equipment to make it operable as a police vehicle so to replace one of the high-mileage, unsafe vehicles currently in the police fleet. This vehicle will be purchased and used to better equip the Clark County Sheriff's Office so to provide safe and effective service to the citizens of Clark County. The new four wheel drive vehicle specifically will allow the Clark County Sheriff's Office to patrol and access the four hundred sixty miles of gravel roads where a large percentage of the county's population resides, thus creating quicker emergency response time throughout the Northeast rural area of the State.

EVALUATION DESIGN: The sub-grantee will be evaluated on the following criteria:

- Timely acquisition, distribution, and implementation of the vehicle and equipment
- Number of miles traveled per month for the purchased vehicle
- Number of calls for service by the purchased vehicle compared to the other vehicles in the fleet
- Other major work efforts and activities performed under auspices of the project

The sub-grantee is required to submit quarterly progress status reports on this project. Status reports should describe work completed and work in progress, as well as any impediments preventing the project from being successfully completed at the end of the contract period.

**JACKSON COUNTY DRUG ABATEMENT RESPONSE TEAM (DART):** This project continues support to DART, a multi-jurisdictional initiative to identify and shut down drug houses and street level narcotics operations in thirteen municipal jurisdictions in Jackson County. The goal of this program is to eliminate illegal drug activity in the Jackson County community by coordinating and utilizing several sources. Through these efforts, the quality of life in the target area is restored and protected. Suspected drug activity can be anonymously reported to DART members who then communicate the information to law enforcement for investigation. DART also coordinates street level investigations, buy / bust and reverse sting operations, property fire and housing code inspections of suspected drug houses, and notification of drug activity and its consequences to property owners. Property owner seminars, community presentations, and citizen training given on recognition of drug activities are provided by DART members.

EVALUATION DESIGN: The grantee will be evaluated on the following criteria:

- Overall project management and support services employed to implement the project.
- Number of citizen reports of drug activity received by DART.
- Number of drug houses and drug distribution operations closed.
- Number of property owners trained on drug activity recognition.
- Number of buy / bust / reverse sting operations coordinated with Patrol officers, community police, and prosecutors.
- Number of property fire hazard and building code inspections completed, and number of notifications of drug activity made to property owners.
- Number of community organizations given drug awareness presentations or training.
- Other major work efforts and activities performed under auspices of this project.

The grantee is required to submit quarterly progress status reports on this project. Status reports should describe work completed and work in progress, as well as any impediments preventing the project from being successfully completed at the end of the contract period.

**PERRY COUNTY - SHERIFF RUSE CHECKPOINTS:** This Recovery-JAG funded project will continue to support interdiction ruse projects along Interstate 55 in southeastern Missouri. This particular interstate has been identified through documented federal and state law enforcement intelligence as a major corridor utilized by the criminal element to facilitate their criminal activities. The goal of this project is to intercept and disrupt criminal enterprises using highways in Perry County. This goal will be achieved by the following objectives: 1) Performing ruse criminal interdiction projects on Interstate 55 at the 135 exit and 2) Issuing summons to persons for violations of Missouri law, ranging from traffic violations to drugs and outstanding warrants.

EVALUATION DESIGN: The sub-grantee will be evaluated on the following criteria:

- Overall project management, training, and support services employed to implement the program
- Number of vehicles stopped before and after implementation of this project
- Number of summons issued before and after implementation of this project
- Types of summons issued before and after implementation of this project
- Other major work efforts and activities performed under auspices of the project

The sub-grantee is required to submit quarterly progress status reports on this project. Status reports should describe work completed and work in progress, as well as any impediments preventing the project from being successfully completed at the end of the contract period.



**STOVER - PROJECT MOBILE:** This Recovery-JAG funded project supports the purchase of two additional police cruisers by the Stover Police Department. The goal of this project is improve officer safety by providing them with reliable vehicles to perform their assigned duties. Another goal is to enhance the Stover Police Department's capabilities to serve their community by responding quicker to emergency calls throughout the county.

EVALUATION DESIGN: The sub-grantee will be evaluated on the following criteria:

- Timely acquisition, distribution, and implementation of the vehicles
- Number of vehicle miles traveled per month in the two replacement patrol vehicles compared to the old vehicles
- Number of calls for service responded to in the two replacement patrol vehicles compared to the old vehicles
- Other major work efforts and activities performed under auspices of the project

The sub-grantee is required to submit quarterly progress status reports on this project. Status reports should describe work completed and work in progress, as well as any impediments preventing the project from being successfully completed at the end of the contract period.

**MISSOURI DEPARTMENT OF PUBLIC SAFETY**  
**Multi-Jurisdictional Task Force**  
**Quarterly Progress Report Instructions**

This instruction sheet is to aid Multi-Jurisdictional Task Force (MJTF) grantees in completing the required quarterly progress report for the Missouri Department of Public Safety.

1. **Date Submitted:** Date submitted to Department of Public Safety
2. **Grant Name:** Grant name and contract number as designated within grant records
3. **Contact Person:** Person completing this report or person designated within grant as OIC
4. **Contact Person's Agency Name**
5. **E-Mail Address**
6. **Contact Information:**
  - a. **Phone Number**
  - b. **Fax Number**
7. **Reporting Period:**
  - a. **Quarterly Reporting Year**
  - b. **Quarter Number and Quarterly Reporting Period:** Select the quarter number and reporting period from the drop down box once the cell is selected.
8. **Number of law enforcement agencies involved in Multi-Jurisdictional Task Force (MJTF) work activities.**

The total number of law enforcement agencies comprising the MJTF as well as any others participating in MJTF work activities during the reporting period. (DO NOT duplicate statistical data that has been reported by another participating agency.)
9. **Number of law enforcement officers participating in MJTF work activities:**
  - A. Part-time
  - B. Full-time
10. **Investigations/Cases**

- A. The number of MJTF investigations/cases active at the start of the quarter.

For the second and subsequent quarters, the number of "carried in" active cases should match those reported in Question 10E on the previous quarter's report.

Investigations/Cases should be counted as those incidents involving task force action resulting in post-response reports being written. Until this occurs, tips and information received should be considered gathered intelligence, not individual cases.

- B. The number of new investigations/cases initiated during the quarter.
- C. The total number of MJTF cases active during the quarter. This number should be the sum of item A and item B and will automatically calculate in the report spreadsheet.
- D. The number of cases disposed of by the MJTF during the quarter.
- E. The total number of cases remaining active at the end of the quarter. This number is automatically calculated within the report spreadsheet by subtracting Item D from Item C. This number will be entered on line 10A of the next Quarterly Progress Report.

F. The number of MJTF cases with evidence submitted this quarter to a State Crime Lab.

## 11. Arrest Activity

- A. The number of people arrested and charged with one or more drug offenses.
- B. The number of people arrested and charged with other criminal offenses not involving drugs.

**Total number of persons arrested. This number is automatically calculated within the report spreadsheet by adding Items A and B.**

- C. All law enforcement charges associated with offenders arrested through MJTF actions during the quarter.

All charges proffered against offenders are to be listed. Total charges must equal or exceed the total number of persons arrested. For example, a drug user is arrested for possession of crack. After arrest, he assaults an officer. The quarterly report should indicate a charge for crack possession listed under 1) Drug Paraphernalia/Possession and a charge for resisting arrest/assault against police listed in 3) Other Charges. Result: One arrested person is reported with two charges (illicit drug possession and assault) from this single incident.

- 1) **The number and type of charges related to drug paraphernalia/possession during the reporting period.**
- 2) **The number and type of charges related to drug sales and/or manufacturing during the reporting period.**
- 3) **The number and type of non-drug charges during the reporting period.**

## 12. Informant Expenses, Drug Purchases and Free Samples

- A. The number of drug buys made through MJTF activities during the reporting period.
- B. Dollar value of drugs purchased through drug buys during the reporting period.
- C. The number of reverse drug buys made through the MJTF activities during the reporting period.
- D. Dollar value of reverse drug buys during the reporting period.
- E. The number of free drug samples received during the reporting period.
- F. The estimated dollar value of drugs received through free samples during the reporting period. Use the local street value of the drugs at the time they were received to make the estimate.
- G. The quantities and type of drugs acquired through drug buys, reverse drug buys, and free samples received during the reporting period. Enter the suspected drug type; do not wait for scientific lab examination results. Drug weights may be reported using various units of measure (kg, lb, oz, grams, etc.). For example, two kilos of cocaine are purchased from one distributor, another kilo is purchased from a second distributor in another case, five ounces are acquired through free samples, and eight grams are obtained from street buys during the quarter. In Section 12E 2) Cocaine, enter 3 in the "Kilograms" column, 5 in the "Ounces" column, and 8 in the "Grams" column.  
  
In the report spreadsheet, all quantities entered (kg, lb, oz, grams, and/or doses/pills) will automatically be converted to Ounces and will be summed in the "Total Ounces" column.
- H. The total number of active informants paid during the reporting period.
- I. The total dollar amount expended acquiring information from active informants during the reporting period.

## 13. Tracking Drug Trafficking Organizations

- A. The number of new Drug Trafficking Organizational and/or Link Analysis Charts completed during the period through MJTF work activities.
- B. The number of new drug trafficking organizations identified through MJTF operations during the reporting period.

## 14. Search Warrants

- A. The number of search warrants applied for by the MJTF during the reporting period.
- B. The number of search warrants authorized for service by the MJTF during the reporting period.
- C. The number of search warrants served by the MJTF during the reporting period.  
*In the narrative (item #18), please indicate the number of warrants served in each county of your jurisdiction.*
- D. The number of search warrants served by the MJTF during the reporting period which resulted in drug and/or paraphernalia seizures.
- E. The number of consent searches and “knock and talk” incidents involving the MJTF during the reporting period.

**15. Marijuana Eradicated and Methamphetamine Drug Labs Destroyed**

- A. The quantities of marijuana *destroyed* through eradication operations during the reporting period. Enter the suspected marijuana type; do not wait for scientific lab examination results. Marijuana weight may be reported using various units of measure (kg, lb, oz, grams, etc.). For example, 50lbs of wild “ditchweed”, 32 kilos of cultivated marijuana, and 10 sinsemilla plants are destroyed through eradication during the quarter. In Section 15A 1) Wild, enter 50 in the “Pounds” column. On line 2) Cultivated, enter 32 in the “Kilograms” column. On line 3) Sinsemilla, enter 10 in the “Plants” column.

In the report spreadsheet, all quantities entered (kg, lb, oz, grams, and/or doses/pills) will automatically be converted to Ounces and will be summed in the “Total Ounces” column.

NOTE: If a quantity of marijuana is seized for evidence and not destroyed, enter it in Section 16.

- B. The number of methamphetamine drug labs *destroyed* during the reporting period. Please indicate the number of methamphetamine drug labs destroyed in each county in your narrative for Question 18.

NOTE: If there is some question as to whether or not the destroyed lab is a methamphetamine lab, please contact Mr. Eric Shepherd, Missouri Department of Public Safety, at (573) 751-5997.

**16. Drug Seizures**

- A. The estimated dollar value of all drugs seized during the reporting period. Use the local street value of the drugs at the time they were seized.

NOTE: Do not include marijuana destroyed through eradication operations as reported in Section 15.

- B. The quantities and type of drugs seized during the reporting period. Enter the suspected drug type; do not wait for scientific lab examination results. Drug weights may be reported using various units of measure (kg, lb, oz, grams, etc.). For example, five kilos of cocaine are seized in three investigations/cases and 10 grams are seized in another during the quarter. In Section 16B 2) Cocaine, enter 5 in the “Kilograms” column and 10 in the “Grams” column.

In the report spreadsheet, all quantities entered (kg, lb, oz, grams, and/or doses/pills) will automatically be converted to Ounces and will be summed in the “Total Ounces” column.

**17. Property Seizures/Forfeitures**

The number and estimated dollar value of property seized or forfeited during the quarter by type.

Enter seizures and forfeitures separately. If property is seized and forfeited during the same reporting period, enter the quantity and dollar value of the property under both the “Seized during reporting period” and “Forfeited during reporting period” columns.

**18. Describe all work activities or areas of interest/concern not reported in the sections above. Also, please indicate the number of search warrants served and the number of methamphetamine drug labs destroyed in each county of your jurisdiction:**

Indicate any other activity or information not reported elsewhere on this form that directly addresses any action and/or

condition specified in your MJTF contract. In addition, include a description of any other activities that will assist the Department of Public Safety to properly review and evaluate the program. For example, it might be appropriate to describe (without confidential information or details) a lengthy intelligence operation, which has not yet resulted in arrests or significant drug/asset seizures. Describe all special training programs completed by MJTF officers (SERT, polygraph, or criminal prosecution classes, for example). Please mention topics and areas of concern you would like to discuss at the next Department of Public Safety Task Force quarterly meeting. Also indicate the number of search warrants served and methamphetamine labs destroyed in each county of your jurisdiction for the reporting period.

- 19. Signature of Officer in Charge:** Reports submitted electronically should include the Officer's typewritten name. Reports mailed should include the Officer's original signature.

**20. Date**

**Note: When completed, please submit your report electronically to the CJ/LE (formerly NCAP) Program.**

**If you experience problems with your spreadsheet or have any questions on how to complete your quarterly report form, contact Ms. Chelse Dowell with the Missouri State Highway Patrol at (573) 751-9000 ext. 2216.**

**Missouri Department of Public Safety  
Multi-Jurisdictional Task Force  
Quarterly Progress Report**

1. Date Submitted \_\_\_\_\_ 2. Grant Name \_\_\_\_\_  
mo. day yr.

3. Contact Person \_\_\_\_\_ 4. Agency Name \_\_\_\_\_

5. E-Mail Address \_\_\_\_\_ 6a. Phone Number ( ) \_\_\_\_\_ 6b. Fax Number ( ) \_\_\_\_\_

7a. Quarterly Reporting Year \_\_\_\_\_ 7b. Quarter Number and Quarterly Reporting Period \_\_\_\_\_

8. No. of law enforcement agencies involved in multi-jurisdictional task force (MJTF) work activities \_\_\_\_\_

9. No. of law enforcement officers participating in MJTF work activities

A) Assigned Part Time \_\_\_\_\_ B) Assigned Full Time \_\_\_\_\_

**10. Investigations/Cases**

A) No. of active investigations/cases carried in from last quarter \_\_\_\_\_  
B) No. of new investigations/cases initiated this quarter + \_\_\_\_\_  
C) Total No. of cases active during this quarter (Add item A to item B) = \_\_\_\_\_  
D) No. of cases disposed of this quarter - \_\_\_\_\_  
E) No. of cases carried into next quarter (Subtract item D from item C) = \_\_\_\_\_  
F) No. cases with evidence submitted this quarter to a State crime lab \_\_\_\_\_

**11. Arrest Activity**

A) No. of persons arrested for one or more drug offenses \_\_\_\_\_  
B) No. of persons arrested for other types of criminal offenses (no drug charges) + \_\_\_\_\_  
C) Total No. of persons arrested (Add item A to item B) = \_\_\_\_\_

C) Total No. of charges associated with arrests:

1) Drug Paraphernalia/Possession	2) Drug Sales/Manufacture	3) Other Charges
a) Marijuana _____	a) Marijuana _____	a) Resisting Arrest/ Assault against Police _____
b) Cocaine _____	b) Cocaine _____	b) Murder _____
c) Crack _____	c) Crack _____	c) Assault _____
d) Methamphetamine _____	d) Methamphetamine _____	d) Child Endanger. _____
e) Heroin/Opiates _____	e) Heroin/Opiates _____	e) Kidnapping _____
f) Hallucinogens - LSD _____	f) Hallucinogens - LSD _____	f) Weapons _____
g) Hallucinogens - PCP _____	g) Hallucinogens - PCP _____	g) Other _____
h) Paraphernalia _____	h) Ecstasy _____	
i) Ecstasy _____	i) Psuedoephedrine/ Ephedrine _____	
j) Psuedoephedrine/ Ephedrine _____	j) Anhydrous Ammonia _____	
k) Anhydrous Ammonia _____	k) Other illicit drugs _____	
l) Other illicit drugs _____		

**12. Informant Expenses, Drug Purchases and Free Samples**

- A) No. of drug buys made: \_\_\_\_\_
- B) Dollar value of drug buys during this period: \$ \_\_\_\_\_
- C) No. of reverse drug buys made: \_\_\_\_\_
- D) Dollar value of reverse drug buys during this period: \$ \_\_\_\_\_
- E) No. of free samples received: \_\_\_\_\_
- F) Estimated dollar value of drugs received from free samples during this period: \$ \_\_\_\_\_
- G) Drugs purchased and/or received from drug buys, reverse drug buys, and free samples \_\_\_\_\_

(Enter quantities at time of receipt):

	Kilograms	Pounds	Ounces	Grams	Doses/Pills
1) Marijuana	_____	_____	_____	_____	_____
2) Cocaine	_____	_____	_____	_____	_____
3) Crack	_____	_____	_____	_____	_____
4) Methamphetamine	_____	_____	_____	_____	_____
5) Heroin/Opiates	_____	_____	_____	_____	_____
6) Hallucinogens - LSD	_____	_____	_____	_____	_____
7) Hallucinogens -PCP	_____	_____	_____	_____	_____
8) Ecstasy	_____	_____	_____	_____	_____
9) Psuedoephedrine/Ephedrine	_____	_____	_____	_____	_____
10) Anhydrous Ammonia	_____	_____	_____	_____	_____
11) Other illicit drugs	_____	_____	_____	_____	_____

- H) No. of active informants paid \_\_\_\_\_
- I) Total dollars expended on active informants \$ \_\_\_\_\_

**13. Tracking Drug Trafficking Organizations**

- A) No. of new Drug Trafficking Organization Charts and/or Link Analysis Charts completed this identified this quarter \_\_\_\_\_
- B) No. of new Drug Trafficking Organizations identified this quarter \_\_\_\_\_

**14. Search Warrants**

- A) No. of search warrants applied for during this period: \_\_\_\_\_
- B) No. of search warrants authorized during this period: \_\_\_\_\_
- C) No. of search warrants served during this period:\* \_\_\_\_\_
- D) No. of search warrants served resulting in drug and/or paraphernalia seizures: \_\_\_\_\_
- E) No. of consent searches conducted during this period: \_\_\_\_\_

\* Please indicate (in the narrative) the number of warrants served in each county of your jurisdiction.

**15. Marijuana Eradicated and Methamphetamine Drug Labs Destroyed** - Indicate the types of marijuana destroyed through eradication operations. Indicate the number of methamphetamine drug labs destroyed as a result of search warrants, consent searches, arrests, and/or other multi-jurisdictional task force actions.

(Enter quantities at time of incident):

A) Marijuana destroyed:	Kilograms	Pounds	Ounces	Grams	Plant
1) Wild	_____	_____	_____	_____	_____
2) Cultivated	_____	_____	_____	_____	_____
3) Sinsemilla	_____	_____	_____	_____	_____

B) No. of methamphetamine drug labs destroyed: \_\_\_\_\_

**In the narrative, please indicate the county (or counties) the methamphetamine drug labs were destroyed and the number of labs destroyed in each county.**

**16. Drug Seizures** - Describe the types of drugs seized as a result of search warrants, consent searches, and arrests.

(Exclude drug buys and free samples):

A) Estimated dollar value of all drugs seized, based on local street cost: \$\_\_\_\_\_

B) Drugs seized (Enter quantities at time of seizure):

	Kilograms	Pounds	Ounces	Grams	Doses/Pills
1) Marijuana	_____	_____	_____	_____	_____
2) Cocaine	_____	_____	_____	_____	_____
3) Crack	_____	_____	_____	_____	_____
4) Methamphetamine	_____	_____	_____	_____	_____
5) Heroin/Opiates	_____	_____	_____	_____	_____
6) Hallucinogens - LSD	_____	_____	_____	_____	_____
7) Hallucinogens - PCP	_____	_____	_____	_____	_____
8) Ecstasy	_____	_____	_____	_____	_____
9) Psuedoephedrine/Ephedrine	_____	_____	_____	_____	_____
10) Anhydrous Ammonia	_____	_____	_____	_____	_____
11) Other illicit drugs	_____	_____	_____	_____	_____



**17. Property Seizures/Forfeitures:**

	Seized during reporting period		Forfeited during reporting period	
	Quantity	Est. Value	Quantity	Est. Value
A) Real Estate/Buildings and Homes	_____	_____	_____	_____
B) Real Estate/Land items, stamp/coin collections, jewelry, etc.)	_____	_____	_____	_____
D) Motor Vehicles	_____	_____	_____	_____
E) Weapons	_____	_____	_____	_____
F) Currency (\$)		_____		_____
G) Other Assets - Describe:				
_____	_____	_____	_____	_____

18. Describe all work activities or areas of interest/concern not reported in the sections above. Also, please indicate the number search warrants served and the number of methamphetamine drug labs destroyed in each county of your jurisdiction.

---

---

---

---

---

---

---

---

---

---

19. Signature of Officer in Charge \_\_\_\_\_ 20. Date \_\_\_\_\_

***Multi-Jurisdictional Cyber Crime Program***

The Multi-Jurisdictional Cyber Crime Grant (MJCCG) Program was developed during the 2009/2010 funding cycle. Prior to that year there existed a state-funded Internet Cyber Crimes Grant (ICCG) Program. The state legislators did not re-appropriate funding for that program, however, so the Missouri Department of Public Safety developed the MJCCG Program in an effort to continue funding for multi-jurisdictional task forces that prevent and control Internet cyber crime as it relates to children. The monies for this Program were made available from the 2009 American Recovery and Reinvestment Act (ARRA) under the JAG-Law Enforcement purpose area.

**Quarterly Progress Report Automated Information System designed for:**

Boone County - Mid-Missouri Internet Crimes Task Force  
Clayton City - Regional Computer Crimes Education and Enforcement Group (RCCEEG)  
Dent County - South Central Missouri Computer Crime Task Force  
Independence City - NE Jackson County Cyber Crimes Working Group Against Internet Crimes  
Joplin City - Southwestern Missouri Cyber Crime Task Force  
Kirksville City - Kirksville Regional Computer Crime Unit  
Missouri Department of Social Services - Operation Cyber-Safe  
Platte County - Western Missouri Cyber Crime Task Force  
Poplar Bluff City - SEMO Cyber Crimes Task Force  
Springfield City - 2010 Internet Cyber Crime Initiative  
St. Charles County - Internet Crimes Against Children  
State of Missouri Highway Patrol - Computer Forensic Unit  
Taney County - Tri-Lake Regional Internet Crimes Task Force

EVALUATION DESIGN: This project is supported through the MJCCG Quarterly Progress Report Automated Information System.

**BOONE COUNTY - MID-MISSOURI INTERNET CRIMES TASK FORCE:** This project supports the detection and investigation of Internet crimes committed against children. Investigations may include Internet enticement of children, promoting and possession of child pornography, trafficking of children, cyber bullying, trafficking of illegal narcotics to minors, terrorist threats such as plots of violence at schools, or other crimes perpetrated through the use of computers, the Internet, or other electronic media. This task force also provides forensic examinations of computers and other electronic media to law enforcement agencies and prosecuting attorneys in the Mid-Missouri area. To improve public safety, investigators assigned to this task force participate in a public awareness and education program to educate parents, grandparents, social workers, school officials, students, and others about the dangers of the Internet. These programs also serve to educate the public on methods to reduce the likelihood of becoming a victim of Internet crime. Primarily these programs are provided to public, private schools, parent organizations, civic groups, religious organizations, local media, and other group meetings.

**CLAYTON - REGIONAL COMPUTER CRIMES EDUCATION & ENFORCEMENT GROUP**

**(RCCEEG):** This project supports the consultation with the investigator, assistance with creation of a Search Warrant, execution of the Search Warrant and forensic examination of any computer related items that are seized. The level of assistance is determined by the needs of the requesting agency, as well as the experience of the requesting officer. RCCEEG Investigators render assistance in the search, seizure, and transportation of seized evidence as needed. Because of the amount of agencies that request service from RCCEEG, the two existing grant funded examiners will be retained, and an additional examiner is being sought to meet the increase in forensic examinations, to provide the results in a timely manner for arrest and prosecution of dangerous suspects. In the prior ICCG Grant, three individuals were funded, two examiners and one proactive investigator. The On-Line investigator is being moved to the ICAC (Internet Crimes Against Children) unit to address on-line activity and assist in investigations. This position is funded by ICAC, with RCCEEG seeking the MJCCG funds to compensate for the three examiners.

**DENT COUNTY - SOUTH CENTRAL MISSOURI COMPUTER CRIME TASK FORCE:** This project supports the Maintaining a computer forensic lab with resources to provide timely (less than 30 days) analysis of seized digital evidence and assistance in field activities, such as "knock and talk" consent searches. Proactively investigating subjects in the county and region that are distributing child pornography. Implement undercover investigations for child predators operating in the rural areas of South Central Missouri where they believe they are safe from law enforcement. Train additional detectives in peer-to-peer and other investigative techniques. Train law enforcement officers in the region how to identify and seize digital evidence by offering the NW3C ISEE class using a local instructor. Teaching Internet safety programs to school children in the region. The South Central Missouri Task Force would use the funds to maintain existing software, expand disk storage for forensic images, upgrade existing forensic hardware and provide Internet access to the forensic lab. Funds for travel would pay expenses associated with training two additional detectives in investigative techniques and peer-to-peer investigations.

**INDEPENDENCE - NE JACKSON COUNTY CYBER CRIMES WORKING GROUP AGAINST**

**INTERNET CRIMES:** This project supports the pursue individuals that are trying to entice children through the internet, and/or are possessing and promoting child pornography. Grant funding will allow us to seek additional training for seven detectives on internet investigations, and provide overtime funding for those seven detectives to conduct actual on-line investigations plus follow-up investigations. In addition, the working group is requesting funding for computer equipment, software and supplies that will allow the detectives to conduct on-line investigations in a covert/undercover status, rather than relying on other agencies to provide that assistance. Our detectives would then conduct on-line chats in an attempt to make contacts with and locate possible predators.

**JOPLIN - SOUTHWESTERN MISSOURI CYBER CRIME TASK FORCE:** This project supports the forensic examinations of computers to expedite the prosecution phase of these predators. In addition to the five core counties, the SMCCTF will be the point of contact for the MO-ICAC Task Force for investigating Cyber Tips received from the National Center for Missing and Exploited Children for eight additional counties in SW Missouri. The Task Force will assist those additional counties with the investigations, apprehensions, and case preparations

for criminal prosecutions of internet predators. Throughout the investigations, and NCMEC Tip follow ups, a major focus of the Task Force detectives will be to identify children of current abuse, and those depicted in the images of child pornography, and then work to remove those children from their horrific environment, and further victimization.

**KIRKSVILLE - REGIONAL COMPUTER CRIME UNIT:** This project supports the continuous assistance to the Kirksville Regional Computer Crime Unit that serves 13 counties in Northeast Missouri. Currently, the KRCCU is a member of the Missouri ICAC and works both proactive and reactive internet crimes against children. We also provide the forensic computer work to enhance the cases and provide for timely arrest and prosecution. The lab currently has one full-time investigator/forensic person and three part-time personnel. We will be adding one additional part-time investigator and training a part-time person in the forensic side. Money in this grant application will be to cover overtime for cases, server storage support, software, licenses as well as travel and training on the forensic software.

**MO DEPARTMENT OF SOCIAL SERVICES/STAT – OPERATION CYBER-SAFE:** This project supports the purpose of conducting investigations of Internet crimes against children. It also supports the training and travel-related expenses to become knowledgeable and trained in the field of performing Internet crime investigations and forensic examinations as well as the purchase of necessary equipment and operational items. This would allow for increased investigations on the local level, within the state, and free specialized staff to conduct more advanced investigations involving Internet Crimes Against Children. It should be noted that because of the widespread availability of inexpensive computer/digital equipment, more and more sexual abuse cases now involve some type of technological exploitation. It also encourages the escalation from viewing child pornography, to computer contact with children, to sexual predation.

**PLATTE COUNTY - WESTERN MISSOURI CYBER CRIMES TASK FORCE:** This project supports the training and investigative services in the cyber crimes field while continuing to proactively investigate violations of the child enticement and child pornography crimes on the internet. The WMCCTF, as the only local level cyber crimes task force in the Kansas City Metropolitan area and Northwest quadrant of the state of Missouri, will continue to offer to local and county law enforcement agencies this service.

**POPLAR BLUFF - SEMO CYBER CRIMES TASK FORCE:** This project supports an undercover operation regarding to peer to peer networks. The amount of cases that could be made in our region are staggering, and basically we do not have enough man power to handle the amount of investigations we could produce through this one operation alone. The funding for this year's grant, would provide us with the resources to add an additional investigator on a full time basis, thus enabling us to keep up with the demand for our work in the area. With the addition of another full time investigator, this would alleviate the strain of investigative and educational work from our forensic examiner and our sole full time investigator. We are responsible for a large region and the need for additional full time personnel is crucial to our success. With the proposed addition of another full time investigator, we could have a full time internet crime investigator, and a full time field investigator handling follow up investigations in other jurisdictions, as well as a full time forensic investigator. Other services we will continue to offer and expand upon, will be community education, to include numerous grade levels of students within the different SE Missouri area school districts. Presentations to these individuals will be conducted on a regular basis and to differing target audiences. Furthermore, we plan to increase educating law enforcement personnel, specifically targeting our region.

**SPRINGFIELD – 2010 INTERNET CYBER CRIME INITIATIVE:** This project will be a multi-jurisdictional collaboration between the Springfield Police Department and the Greene County Sheriff's Department. The Springfield Police Department will utilize two full-time Computer Forensic Examiners to conduct any type of investigation of the type aforementioned. The Springfield Police Department will also utilize one part-time investigator to conduct online Enticement of Children cases to try to stop sexual predators of children before they can actually carry out any type of sexual exploitation of a child. The Greene County Sheriff's Department will utilize one full-time Computer Forensic Examiner to investigate any types of these crimes that occur within their

jurisdiction. Since the Springfield Police Department is inside of the Greene County Sheriff's Department's jurisdiction, a Memorandum of Agreement has been adopted by both agencies to cooperate with any of these types of investigations, therefore creating this multi-jurisdictional task force. The equipment, training, supplies and operations, overtime, and travel requested for this project will all be used to combat any type of sexual exploitation of children that occurs in this Task Force's area of operation. It will also ensure that the investigators for this project have up to date equipment to investigate these types of crimes and have adequate training to investigate these types of crimes. With the rapidly changing technological advances, computer hardware and software become outdated very quickly. Oftentimes the persons committing these types of crimes have more up to date equipment and/or software, and this project will allow the investigators to try to keep up with the technological changes. Another technological advancement is the introduction of more and more "Smartphones," which are hybrid cellular telephones that are basically handheld computers. These types of devices are becoming as common, if not more common, than computers, and can hold a large amount of evidence on them. This project will be used to assist investigators in those types of investigations as well.

**ST. CHARLES COUNTY - INTERNET CRIMES AGAINST CHILDREN:** This project supports the computer forensic examiner position. The project will also provide training for officers from the Saint Charles County Sheriff's Department, O'Fallon Police Department, Saint Peters Police Department, and the Troy Police Department. The funds will allow the task force to provide investigative and computer forensic services to all law enforcement agencies in the tri-county area.

**MISSOURI STATE HIGHWAY PATROL – COMPUTER FORENSIC UNIT:** This project supports the training and travel-related expense of the investigator to become knowledgeable and trained in the field of performing internet crime investigations and forensic examinations on computers and other related media, which can contain child pornography

**TANEY COUNTY - TRI-LAKES REGIONAL INTERNET CRIMES TASK FORCE:** This project supports the internet enticement of children, child pornography, trafficking of crimes facilitated through the use of computers, the Internet, or other electronic media and the forensic examination of computers and other electronic media used to facilitate criminal activity. It is the desire of the participating agencies to achieve maximum inter-agency cooperation in a combined law enforcement effort aimed at reducing criminal activity perpetrated through the use of computers, the Internet, and other electronic media within the communities it serves. Proactive and reactive investigation of internet crimes against children, cyber crimes, forensic examination of digital evidence, community education, law enforcement training in seizure of digital evidence and a resource for additional Law Enforcement Agencies and Prosecuting Attorneys in several other Counties.

**MISSOURI DEPARTMENT OF PUBLIC SAFETY  
OFFICE OF THE DIRECTOR**

**2010 Internet Cyber Crime Grant (ICCG) Program  
Quarterly Progress Report**

<b>Agency:</b>			
<b>Project Title:</b>			
<b>Contract Number:</b>		<b>Contract Period:</b>	6/01/09 – 5/31/10
<b>Submitted By:</b>		<b>Date Submitted:</b>	
<b>E-Mail Address:</b>		<b>Phone Number:</b>	

<b>Reporting Period:</b>	(Select Period)
--------------------------	-----------------

<b>AGENCY</b>		
1. Number of law enforcement agencies involved in cyber crime work activities		
2. Number of officers involved in cyber crime work activities	Part-Time	
	Full-Time	
<b>CASES/INVESTIGATIONS</b>		
1. Number of active cases/investigations at the start of the reporting period		
2. Number of new cases/investigations initiated during the reporting period		
3. Total number of cases active during reporting period <i>(Add line # 1 and # 2)</i>		<i>For Admin Only</i>
4. Number of cases disposed of during the reporting period		
5. Number of cases active at the end of the reporting period <i>(Subtract line # 4 from # 3)</i>		<i>For Admin Only</i>
6. Number of tips or reports received from outside persons during reporting period		
<b>CASE ACTIVITY</b>		
1. Number of forensic examinations conducted on media during reporting period <i>[Each hard drive examined shall count as one exam. All other media regardless of size or type (per case) will count as one additional exam.]</i>		
2. Purpose of above mentioned forensic examinations conducted during reporting period	Distribution/receipt of child pornography	
	Possession of child pornography	
	Production of child pornography	
	Child solicitation/enticement	
	Sexual exploitation of a minor	
	Child trafficking	

	Child Prostitution	
	Furnishing pornographic materials to minors	
	Failure to register as a sex offender	
	Child molestation	
	Sexual abuse of a child	
	Statutory rape/sodomy of a child	
	Other <i>(please explain in narrative below)</i>	
3. Number of cell phone analyses performed during reporting period		
<b>ARREST ACTIVITY</b>		
1. Number of persons arrested for one or more cyber crime offenses during reporting period		
2. Offenses for which the above mentioned persons were arrested during reporting period	Distribution/receipt of child pornography	
	Possession of child pornography	
	Production of child pornography	
	Child solicitation/enticement	
	Sexual exploitation of a minor	
	Child trafficking	
	Child Prostitution	
	Furnishing pornographic materials to minors	
	Failure to register as a sex offender	
	Child molestation	
	Sexual abuse of a child	
	Statutory rape/sodomy of a child	
	Other <i>(please explain in narrative below)</i>	
3. Number of child victims identified during reporting period		
<b>SEARCH WARRANTS/VISITS</b>		
1. Number of search warrants applied for during reporting period		
2. Number of search warrants authorized during reporting period		
3. Number of search warrants served during reporting period		
4. Number of search warrants served resulting in cyber crime seizures		
5. Number of “knock and talks” performed during the reporting period		
<b>COURT ACTIVITY</b>		
1. Number of subpoenas served during reporting period		

<b>EDUCATION PROGRAMS</b>				
1. Computer-Crime Prevention Education Programs/Presentations	<b>Provided To</b>		<b>Number Provided</b>	<b>Number of Attendees</b>
	Businesses			
	General Public			
	Law Enforcement Agencies			
	Schools			
2. Number of In-Service Trainings Provided			Number of officers attended	

<b>TRAINING</b>		
<b>Please list all trainings attended during the reporting period as a result of ICCG grant funding</b>		
<b>Course/Training Name</b>	<b># Of Officers Attended</b>	<b>Synopsis of Training</b>

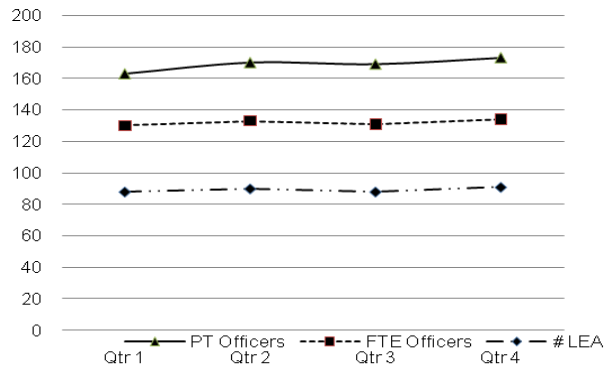


**OTHER**

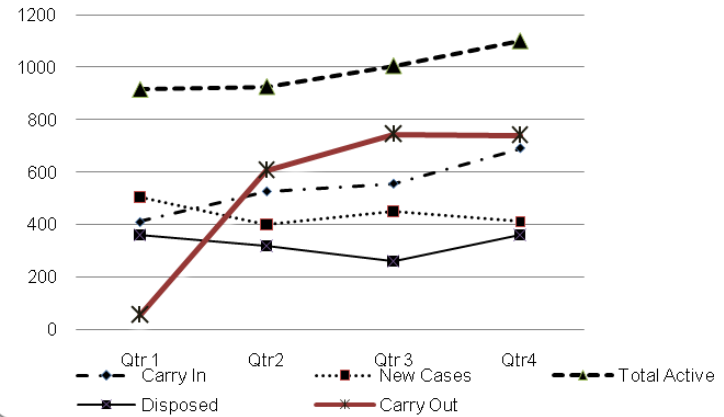
**Describe all other work activities or areas of interest/concern not reported in the sections above.**

# MJCCG FY10 Summary

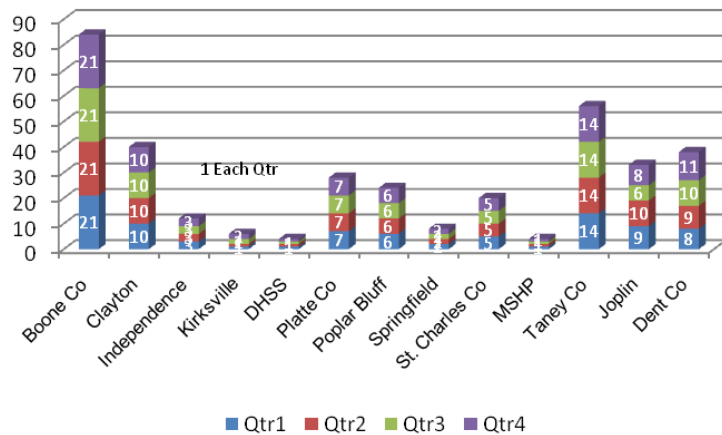
Agencies and Officers Assigned to Internet Cyber Crime Grant Programs By Quarter FY2010



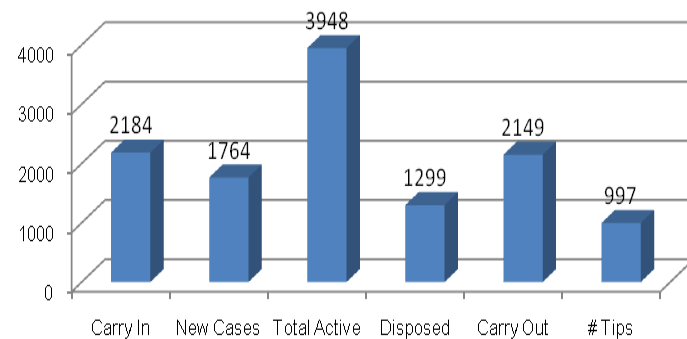
Cases and Investigations Of Internet Cyber Crime Grant Programs By Status and Quarter FY 2010



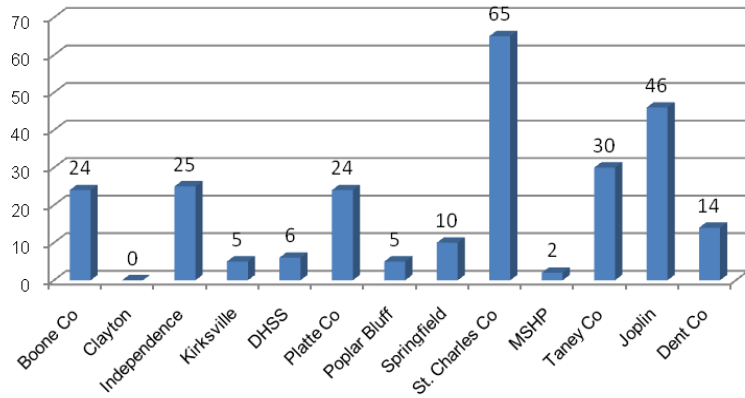
Number of Participating Agencies Per Internet Cyber Crime Task Force By Quarter FY 2010



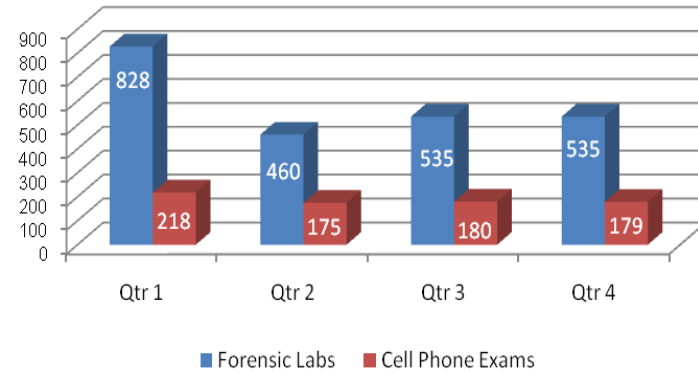
Cases and Investigations Of Internet Cyber Crime Grant Programs By Status FY 2010



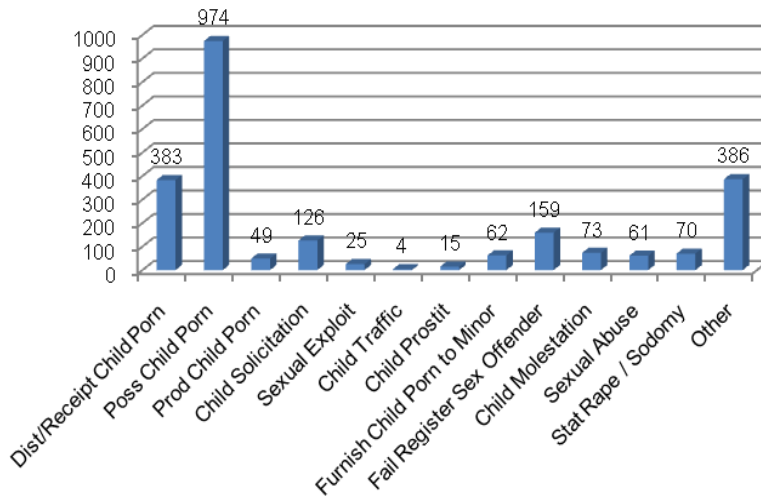
**Number Of Persons Arrested By Internet Cyber Crime Task Forces  
FY 2010**



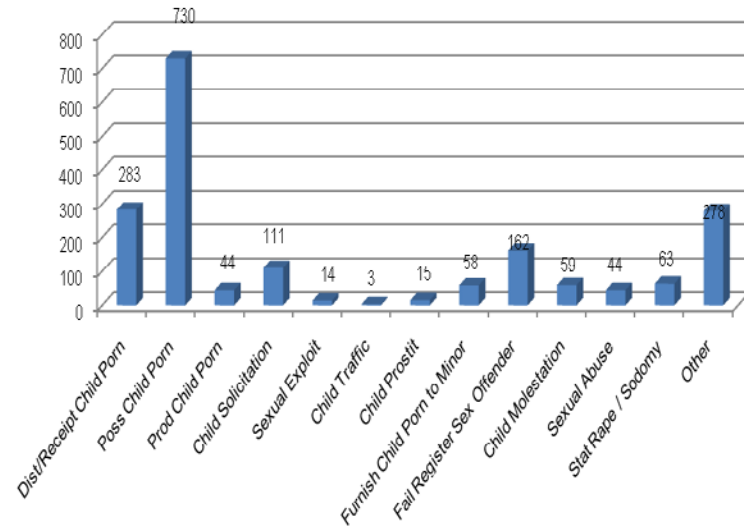
**Case Activity Performed By Internet Cyber Crime Task Forces  
By Activity Type  
FY 2010**



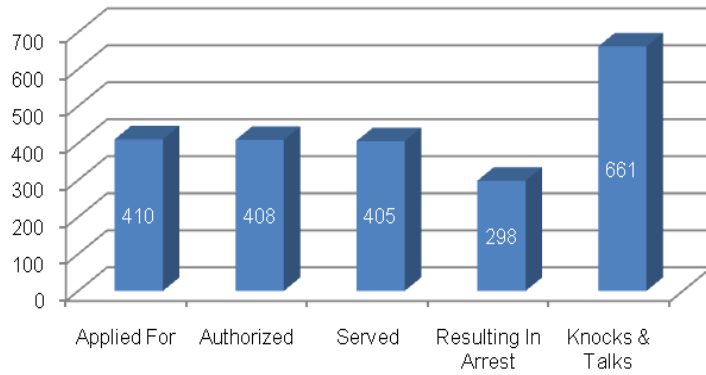
**Offenses Associated With Forensic Exams by  
Internet Cyber Crime Grant Programs  
FY 2010**



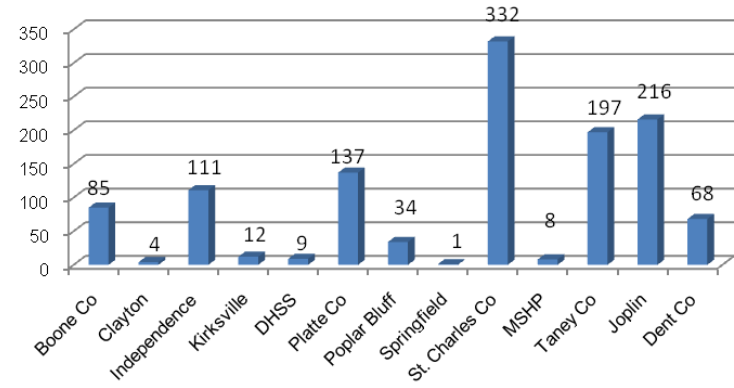
**Arrest Offenses Associated With Forensic Exams  
FY 2010**



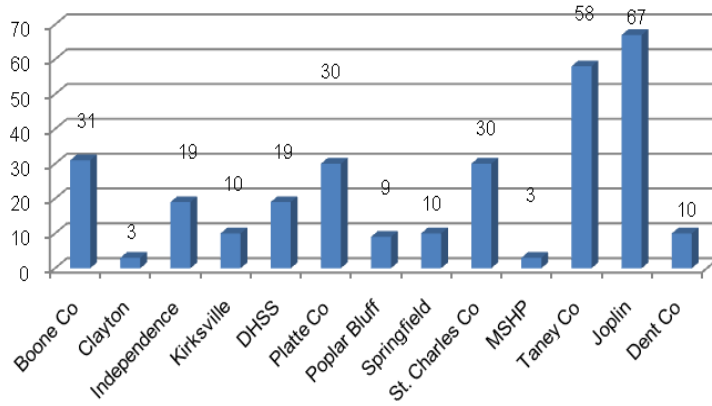
**Search Warrant Activity Of Internet Cyber Crime Task Forces  
FY 2010**



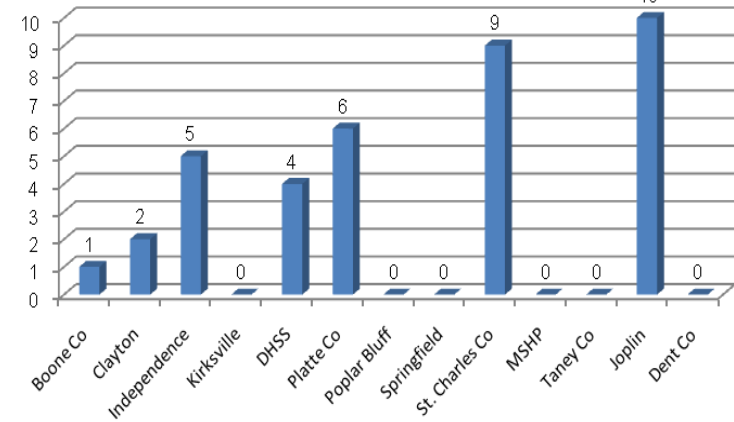
**Subpoenas Served By Internet Cyber Crime Task Forces  
FY 2010**



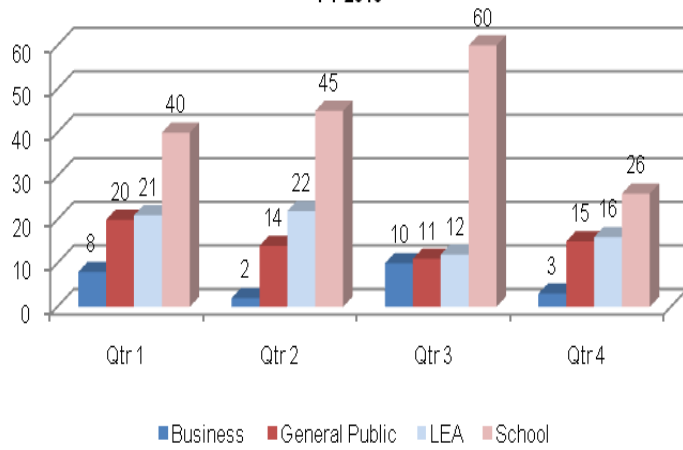
**Warrant Seizures Made By Internet Cyber Crime Task Forces  
FY 2010**



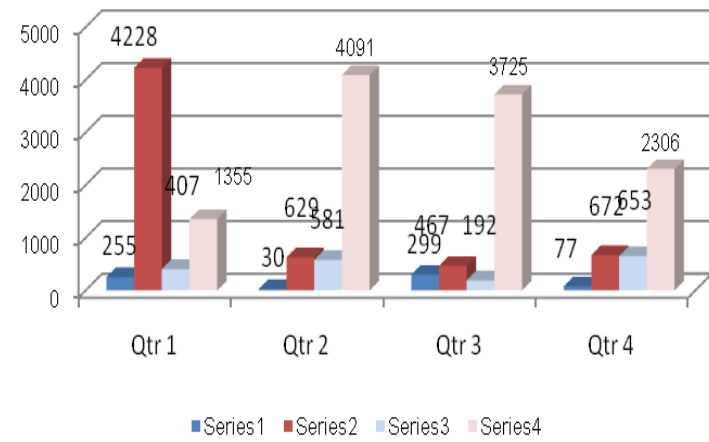
**In Service Training By Internet Cyber Crime Task Forces  
FY 2010**



**Computer Crime Prevention Programs & Presentations  
Made By Internet Cyber Crime Task Forces  
By Program Type  
FY 2010**



**Attendees To Computer Prevention Programs & Presentations Made By  
Internet Cyber Crime Task Forces  
By Program Type  
FY 2010**



***CRIME LABORATORY PROGRAMS***

A key to successful prosecution of drug offenders is analysis of evidence. Although not a federally funded grant program, the Missouri Crime Lab Upgrade Program (MCLUP) administered by the Missouri Department of Public Safety provides state-of-the-art equipment and supplies to regional crime labs throughout the state to help defray expenses of the crime laboratories. Data collected from all crime laboratories will be of invaluable assistance in conducting Missouri's problem analysis supporting development of its illicit drug and violent crime strategy.

**MCLUP Crime Laboratory Recipients**

Independence Police Department  
Kansas City Police Department  
St. Charles County Sheriff's Office  
St. Louis City Metropolitan Police Department  
St. Louis County Police Department  
State of Missouri Highway Patrol  
Truman State University

**Quarterly Progress Report Automated Information System designed for:**

**Non- Recipients**

MSHP Troop B Satellite Laboratory  
MSHP Troop C Satellite Laboratory  
MSHP Troop D Satellite Laboratory  
MSHP Troop E Satellite Laboratory  
MSHP Troop G Satellite Laboratory  
MSHP Troop H Satellite Laboratory

**INDEPENDENCE:** This project supports the purchase of equipment that will be used daily in the Independence Crime Laboratory for drug and other analyses. Purchased equipment include a crime lab response vehicle, computer monitor and workstation, copy machine, television monitor, DVD player and wall mount, HP color printer, high resolution scanner and three crime scene investigation textbooks. Supplies include mortar and pestle sets for further quantification of drug substances, six rubber and stainless carts utilized by personnel to move evidence and other lab items, and photo supplies used by investigators to document crime scenes.

The crime lab response vehicle will be utilized by crime scene investigators and lab personnel for whom they provide assistance on major crime scenes. The computer monitor and workstation would be utilized within the crime scene unit processing area for timely data entry of evidence.

The items mentioned above will improve the Independence Missouri Crime Laboratory's ability to provide quality services to the citizens of the community and will be used for many years.

**EVALUATION DESIGN:** This project is supported through the Crime Laboratory quarterly status report automated information system.

**KANSAS CITY:** This project will support a Forensic Firearms Technician/NIBIN position as well as several equipment/supply items to enhance the operation of the crime laboratory due to severe budget shortfalls.

The Forensic Firearms Technician conducts physical examinations of firearms and firearm-related evidence, performs test fires of weapons recovered, enters test fires and recovered ammunition components into the NIBIN database, and other related duties. Since the position was filled in October 2007, 127 NIBIN hits have been recorded.

Other items include memberships in professional societies that promote an exchange of information, accessories for a digital microscope, monopods and USB card readers for the digital photography unit, and multiple scanner/printer for the latent print examiner.

**EVALUATION DESIGN:** This project is supported through the Crime Laboratory quarterly status report automated information system.

**ST. CHARLES COUNTY:** This project is a crime laboratory upgrade program for the purchase of equipment and supplies to enhance the overall existing level of forensic services provided by the St. Charles County Sheriff's Department Criminalistics Laboratory.

**EVALUATION DESIGN:** This project is supported through the Crime Laboratory quarterly status report automated information system.

**ST. LOUIS METROPOLITAN:** This project supports the purchase and upgrade of laboratory equipment that will increase the analytical capacity of the St. Louis Metropolitan Crime Laboratory. Equipment to be purchased includes a new JusticeTrax LISM Server required for speed and storage needed to handle the growing database, and SQL server software upgrades required for the installation of the latest version of the LIMS database. Image stations from Mideo captures live images of evidence such as weapons and serial numbers and stores them in LIMS under the appropriate cases. A signature pad will allow LIMS to capture signatures from officers delivering evidence. Four new additional LIMS terminals will allow each fingerprint examiner to work from their own desk.

EVALUATION DESIGN: This project is supported through the Crime Laboratory quarterly status report automated information system.

**ST. LOUIS COUNTY:** This project supports one forensic scientist who completed 1,377 drug submission items out of 5,358 total items submitted. This forensic scientist recently completed the Fire Debris Analysis training program and qualifying to assist in Fire Debris Analysis case submissions. This grant allowed for the purchase of a new Gas Chromatograph-Mass Spectrometer (GC-MS) for the St. Louis County Crime Laboratory. With the new Gas Chromatograph-Mass Spectrometer (GC-MS), the Laboratory will enhance their ability to conduct drug related submissions, further reducing turn-around time and reduce overall backlog.

EVALUATION DESIGN: This project is supported through the Crime Laboratory quarterly status report automated information system.

**MISSOURI STATE HIGHWAY PATROL (MSHP):** This project supports the purchase of new equipment, maintenance and/or consumables utilized during the analysis of evidence. This evidence may be examined at any one of the eight laboratories operated by the patrol. The Missouri State Highway Patrol Crime Laboratory Division provides analysis of evidence submitted by law enforcement agencies from all areas of our state.

EVALUATION DESIGN: This project is supported through the Crime Laboratory quarterly status report automated information system.

**TRUMAN STATE UNIVERSITY:** This project supports the Truman State University Crime Laboratory's analyses and evidence identification of controlled substances, metabolites of controlled substances, and other drugs as requested. In addition, the project supports the Laboratory with other services including: qualitative and quantitative measurement of ethyl alcohol in blood, beverage, and other biological samples; development of techniques; comparison and identification of people from fingerprints; examination of spent cartridges and projectiles in firearm related cases; and chemical identification of unburned or partially burned gunpowder in firearm cases. Depression and chemical examinations of documents are supported as well as examination of tool marks, footwear, and the track of impressions compare suspect specimens. The laboratory also has the capability to examine fibers and hair samples by microscopic and infrared techniques, but only rarely receives this type of sample.

EVALUATION DESIGN: This project is supported through the Crime Laboratory quarterly status report automated information system.



**Missouri Department of Public Safety  
Crime Laboratory  
Quarterly Progress Report Instructions**

*This instruction sheet is to aid the Crime Laboratory grantees in completing the required quarterly progress report for the Department of Public Safety.*

1. **Date Submitted** Self-explanatory
2. **Grant Name**
3. **Contact Person** As designated in Crime Lab contract with Dept. of Public Safety
4. **Phone No.** Self-explanatory
5. **Email Address** Self-explanatory
6. **Fax Number** Self-explanatory
7. **Quarterly Reporting Period**
8. **Quarter Number and Quarterly Reporting Period**
9. Indicate the appropriate number of completed cases for the reporting period  
a), b), and c) The total number of these three subcategories should equal to the number placed in **10**. For example: If you have 35 completed cases for the period, you would put “35” in **10**. Of those cases, 12 did not involve any tests for suspected illicit drugs (i.e. blood splatter analysis, ballistics test, latent print analysis, etc.), 6 were tested for suspected illicit drugs and none were found, and 17 were tested for suspected illicit drugs and some were detected. You would put “12” in **10a**, “6” in **10b**, and “17” in **10c**. The sum of these is equal to 35, and should be entered in **10**.
10. Self-explanatory
11. Of those completed cases in which one or more illicit drugs and/or precursors were identified through examinations, indicate the number of cases directly involving a clandestine laboratory where they were being produced. If more than one type of illicit drug was being produced, enter the case in all appropriate lab type subcategories. For instance, if a lab produced PCP and LSD, enter the case in both **12d** and **12e**. If other illicit drugs are found at the scene, but not produced by the clandestine laboratory, enter that activity in **13** under the appropriate drug type subcategory.
12. Of those completed cases in which one or more illicit drugs were identified through examinations, and did not involve clandestine laboratory production, list the cases by specific drug type. If more than one type of illicit drug was identified, enter the case in all appropriate drug type subcategories. For instance, if in a possession case, marijuana and methamphetamine were detected, enter the case in both **13a** and **13d**.
13. Refer to the total number of completed cases involving the examination for one or more illicit drugs (sum of cases listed in **10b** and **10c**). Compute and enter the average amount of time it took to process these cases based on the date the case was received to the date it was considered completed.

14. Indicate any new illicit drugs identified through examinations. List the name of the new drug, the number of cases where it was detected, and a description of the new drug. The description should include the classification the drug falls into, such as hallucinogen, inhalant, etc.
15. Indicate any resurgence of older type drugs identified through examinations. List the name of the older drug, the number of cases where it was detected, and a description of the older drug. The description should include the classification the drug falls into, such as hallucinogen, inhalant, etc.
16. Indicate any grant fund equipment acquisition activity in the reporting period. Acquisition activity is defined as ordering, receiving, or making the equipment operational. List the date this activity took place. Also list the dates of the prior activity associated with the equipment acquisition, even though it may have been reported in a prior quarter. For instance, the equipment became operational in this quarter. List the date it became operational, as well as the dates ordered and received, even though they happened in a different quarter.
17. Indicate any other activity or information not reported elsewhere in this form which directly addresses any action and/or condition specified in your Crime Lab contract. In addition, include a description of any other activities which will assist the Department of Public Safety to properly review and evaluate your program.

**18. Signature of Project Officer**

Self-explanatory

**19. Date**

**Note: When completed, please submit your report electronically to the Criminal Justice/Law Enforcement Program.**

**If you experience problems with your spreadsheet or have any questions on how to complete your quarterly report form, contact Ms. Chelse Dowell with the Missouri State Highway Patrol at (573) 751-9000 ext. 2216.**

**Missouri Department of Public Safety**  
**Crime Laboratory**  
**Quarterly Progress Report**

1. Date Submitted \_\_\_\_\_ 2. Grant Name \_\_\_\_\_  
mo day yr
3. Contact Person \_\_\_\_\_ 4. Phone No. ( ) \_\_\_\_\_
5. Email Address \_\_\_\_\_ 6. Fax No. ( ) \_\_\_\_\_
7. Quarterly Reporting Year \_\_\_\_\_ 8. Quarterly Reporting Period \_\_\_\_\_ to \_\_\_\_\_  
mo yr mo yr
9. No. of cases in which all requested examinations were completed during reporting period \_\_\_\_\_
- a) No. of cases where no tests for illicit drugs were requested \_\_\_\_\_
- b) No. of cases where illicit drug exams were requested/tested and none were identified \_\_\_\_\_
- c) No. of cases where illicit drug exams were requested/tested and one or more drugs were identified \_\_\_\_\_
10. No. of active cases pending at the end of the reporting period \_\_\_\_\_
11. Identify the number of cases completed during the reporting period in which the following illicit drugs and/or precursors were detected while being produced in a Clandestine Laboratory operation

<u>Lab Type</u>	<u>No. of Cases</u>
a) Methamphetamine Final product only	_____
b) Methamphetamine Precursors only	_____
c) Methamphetamine Precursors and Final product	_____
d) LSD	_____
e) PCP	_____
f) Other Clandestine Labs	_____

**12. Identify the number of cases completed during reporting period, that were not directly related to Clandestine Lab operation production, by types of illicit drugs**

<u>Drug Type</u>	<u>No. of Cases</u>
a) Marijuana	_____
b) Cocaine Powder	_____
c) Crack	_____
d) Methamphetamine	_____
e) Heroin/Opiates	_____
f) LSD	_____
g) PCP	_____
h) Other Illicit Drugs	_____

**13. Of all cases completed during the reporting period where illicit drugs were suspected, what was the average processing time (in days)?**

**NOTE:** Processing time is from the date case was received to date it was considered completed \_\_\_\_\_

**14. Were any new illicit drugs identified in the cases completed during the reporting period?**

- No  
 Yes

If yes, please list

<u>Name</u>	<u>No. of Cases</u>	<u>Description</u>
_____	_____	_____
_____	_____	_____

**15. Did you notice any resurgence of older type drugs in the cases completed during the reporting period?**

- No  
 Yes

If yes, please list

<u>Name</u>	<u>No. of Cases</u>	<u>Description</u>
_____	_____	_____
_____	_____	_____

**16. Equipment (Please list the types of laboratory equipment being acquired with grant funds during the reporting period)**

<u>Equipment Name</u>	<u>Quantity</u>	<u>Date</u>		
		<u>Ordered</u>	<u>Received</u>	<u>Operational</u>
		mo day yr	mo day yr	mo day yr
_____	_____	_____	_____	_____
_____	_____	_____	_____	_____
_____	_____	_____	_____	_____
_____	_____	_____	_____	_____
_____	_____	_____	_____	_____
_____	_____	_____	_____	_____

**17. Describe all work activities or areas of interest/concern not reported in the sections above**

\_\_\_\_\_

\_\_\_\_\_

\_\_\_\_\_

\_\_\_\_\_

\_\_\_\_\_

**18. Signature of Project Officer** \_\_\_\_\_ **19. Date** \_\_\_\_\_

## SECTION VI: Coordination Efforts

It is recognized illicit drug use and distribution are linked to other types of criminal behavior contributing to social problems facing the State of Missouri. These only can be addressed through coordination of efforts and resources at all levels. For this reason, the Missouri Department of Public Safety (DPS) assists in coordinating programs between federal, state, and local law enforcement agencies. For enforcement purposes, departments are strongly encouraged to develop cooperative agreements with federal agencies such as the Drug Enforcement Agency (DEA), Federal Bureau of Investigation (FBI), Bureau of Alcohol, Tobacco, and Firearms, (ATF), U.S. Postal Inspection, U.S. Attorney's Offices, and the National Guard. In addition, every attempt is made by the Department of Public Safety to coordinate CJ/LE programs with other resources coming to the state of Missouri such as High Intensity Drug Trafficking Area (HIDTA), Missouri Sheriff Methamphetamine Relief Team (MOSMART), Residential Substance Abuse Treatment Program (RSAT), and Department of Defense Property Program (DOD). These programs are coordinated with the CJ/LE program to prevent duplication of efforts and to build a comprehensive enforcement strategy.

### COORDINATING PROGRAMS/PROJECTS:

#### *Department of Defense (DoD) 1033 Excess Property Program*

During July 1, 2009 and June 30, 2010, there continued to be an increase in the number of agencies that have registered to participate in the DoD 1033 Excess Property Program (Program). The Missouri Department of Public Safety (DPS) continues to see an increase in the number of agencies that are processing a request compared to FY09. With the ever-increasing budget restraints and manpower shortages, the number of agencies utilizing the electronic screening process over the internet-based website for the Defense Reutilization and Marketing Services (DRMS) is increasing as well. The cost of shipping equipment directly to their agency is by far cheaper than the agency traveling to the Defense Reutilization Marketing Office (DRMO) to pick the item(s) up. This in turn increases the total dollar amount of property the agencies are receiving each fiscal year.

As an approved Transitional Distribution Center (Center), DPS staff continued to screen and tag mostly IT equipment, such as desktop and laptop computers. Staff can bring these items back to the Center and refurbish them prior to issuing them out to the requesting local agencies. This IT equipment is assisting law enforcement agencies in capturing crime statistics data and managing records as well as inter-agency networking via the Internet.

Types of property these local agencies are tagging include, but are not limited to: watercraft, for the agencies located along one of the many rivers or lakes in the State of Missouri; generators, to assist during power losses due to storms; off-road 4x4 vehicles, to assist with marijuana eradication; and specialty gear that tactical teams are using for high risk entry, such as night vision goggles, spotting scopes, red dot rifle scopes, and load-bearing tactical vests. DPS staff has seen a significant increase in the number of agencies requesting weapons for high-risk search warrant entry and active shooter incident response during FY10.

#### *Local Law Enforcement Block Grant Program*

Prior to FY 2005, there existed two separate federal grant programs for the purpose of assisting law enforcement and improving public safety. These two programs were known as the Edward J. Byrne Formula (Byrne) Grant and the Local Law Enforcement Block Grant (LLEBG). The LLEBG Program originated as the HR728 Local Government Law Enforcement Block Grant Act of 1995 and was authorized under the Omnibus Fiscal Year 1996 Appropriations Act (Public Law 104-134).

In FY 2005, the Edward Byrne Memorial Justice Assistance Grant (JAG) Program replaced the Byrne Grant and the LLEBG Program with a simple funding mechanism to simplify the administration process for grantees. For simplicity purposes, however, the Missouri Department of Public Safety has continued to administer contracts under the purpose area of the Local Law Enforcement Block Grant for the purchase of equipment.

The Local Law Enforcement Block Grant Program (LLEBG/JAG) is a vital funding mechanism for law enforcement. Requiring as little as 10% match, this program is essential for small law enforcement agencies with limited resources, whose funding requests support the program objective of reducing crime and improving public safety.

During the 2009/2010 reporting period, DPS made 116 LLEBG/JAG grant awards to law enforcement agencies across the State. The total award amount for this period was \$817,235.37. Short-term contracts are awarded in amounts up to \$10,000 for purchase of basic law enforcement and officer safety equipment that will enable Missouri law enforcement to meet their local needs. Such items include, but are not limited to light bars, sirens, mobile and portable radios, flashlights, handcuffs, protective clothing, ballistic vests, car cages, in-car cameras, locks, and trauma kits. The LLEBG/JAG contracts, administered by the DPS - CJ/LE, are awarded only to law enforcement agencies through their respective state or local unit of government. Eligible applicants may not have received a direct FY2009 JAG award from the Bureau of Justice Assistance.